

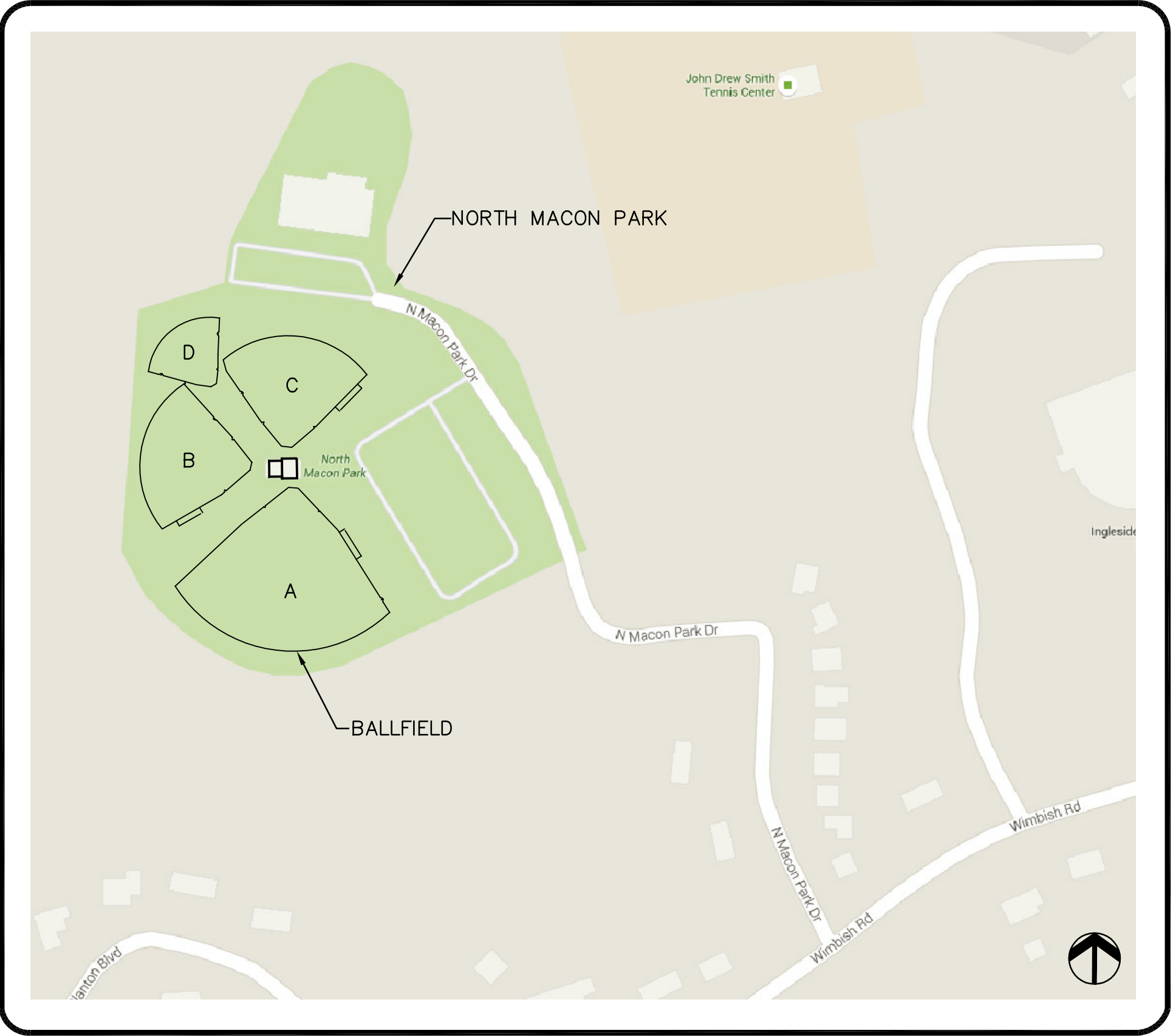
NORTH MACON PARK FENCE REPLACEMENT

MACON-BIBB COUNTY PARKS AND RECREATION DEPARTMENT

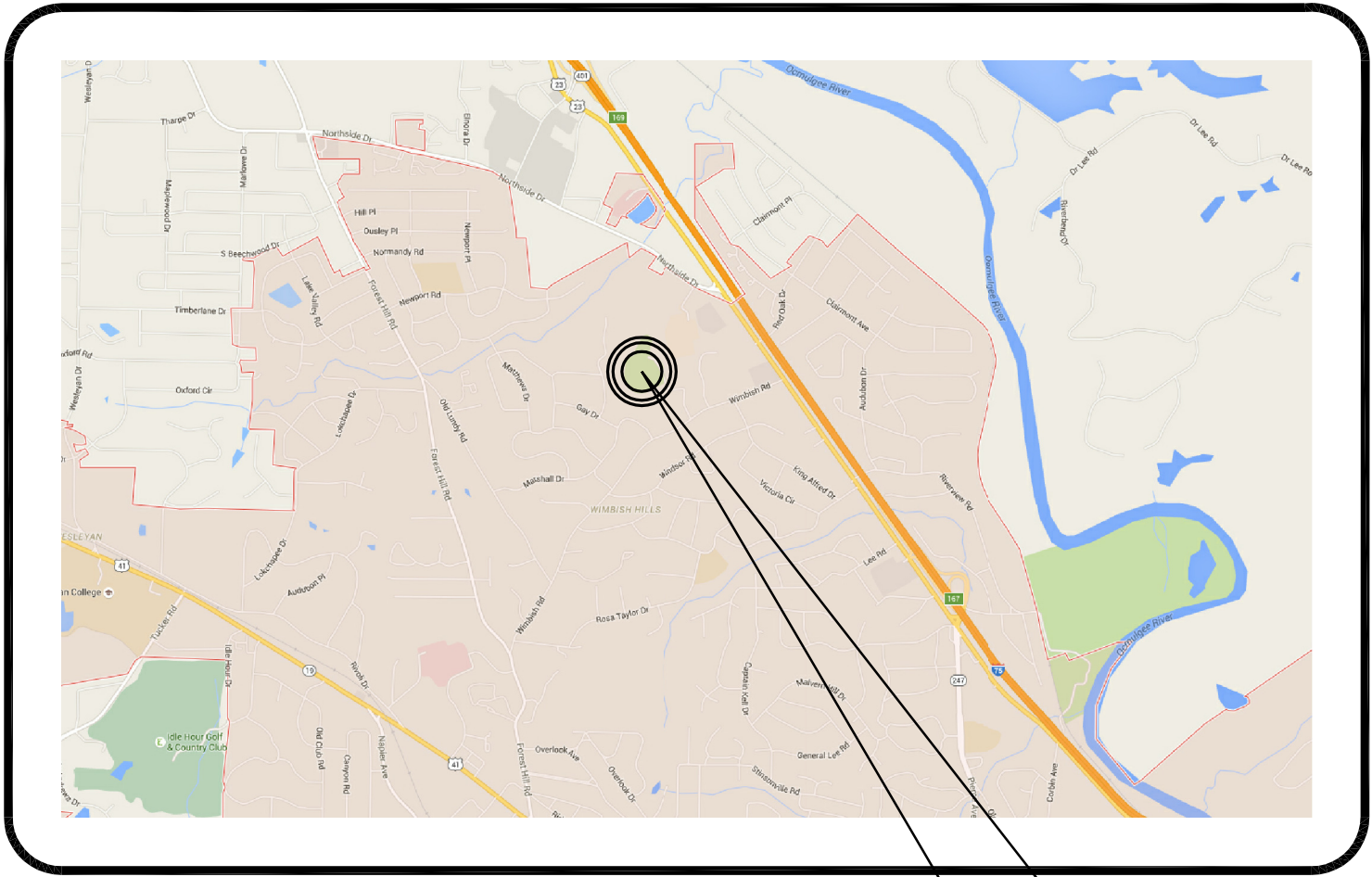
MACON, GEORGIA

815 NORTH MACON PARK DRIVE
MACON, GEORGIA 31210

SHEET INDEX		
Sheet Number	Sheet Title	#
C0.0	COVER SHEET	1
C0.1	EXISTING CONDITIONS & KEY PLAN	2
C0.2	DEMOLITION PLAN	3
C0.3	FIELD A LAYOUT	4
C0.4	FIELD B LAYOUT	5
C0.5	FIELD C LAYOUT	6
C0.6	FIELD D LAYOUT	7
C1.1	SITE DETAILS	8
C1.2	SITE DETAILS - BACKSTOPS	9
C1.3	SITE DETAILS	10
C1.4	SITE DETAILS - SCORER'S TOWER	11
C1.5	SITE DUGOUT DETAILS	12



SITE MAP
NOT TO SCALE



VICINITY MAP
NOT TO SCALE

PROJECT SITE

OWNER:

MACON-BIBB COUNTY PARKS AND RECREATION DEPARTMENT
150 WILLIE SMOKE GLOVER DRIVE
MACON, GA 31201
CONTACT: REGINALD MOORE, DIRECTOR
PHONE: (478) 751-9280
FAX: (478) 751-9290

LEAD DESIGN PROFESSIONAL:

MACK CAIN DESIGN STUDIO @ TRAVIS PRUITT & ASSOCIATES
4317 PARK DRIVE, SUITE 400
NORCROSS, GEORGIA 30093
CONTACT: MACK CAIN, RLA
PHONE: (678) 296-9898
FAX: (770) 416-6759
EMAIL: mack@mackcain.com

24-HOUR CONTACT:

MACON-BIBB COUNTY PARKS AND RECREATION DEPARTMENT
CONTACT: ROBERT WALKER
PHONE: (478) 808-0192
EMAIL: RWALKER2@MACONBIBB.US

AREA SUMMARY:

DISTURBED AREA: 0.00 AC
NO GRADING ANTICIPATED




QUANTITY

NOTE: QUANTITIES ARE PROVIDED AS A CONVENIENCE TO THE CONTRACTOR. THE LANDSCAPE ARCHITECT ASSUMES NO RESPONSIBILITY FOR QUANTITIES. THE CONTRACTOR SHALL CALCULATE HIS OWN QUANTITIES ADEQUATE TO COMPLETE THE PLANS.

NOTE: BASE INFORMATION TAKEN FROM AERIAL PHOTOGRAPHY AND CANNOT BE ASSUMED TO BE ABSOLUTELY CORRECT. CONTRACTOR TO CONFIRM ALL DIMENSIONS PRIOR TO PRICING AND INSTALLATION.



Mack Cain Design Studio
@ Travis Pruitt & Associates
4317 Park Drive, Suite 400
Norcross, Georgia 30093
(770) 416-7511
www.mackcain.com



4317 Park Drive, Suite 400
Norcross, Georgia 30093
Phone: (770) 416-7511
Fax: (770) 416-6759
www.travispruitt.com

DRAWINGS SCHEDULE		
No.	Date	Description
1	05/04/16	REVISION 1
2	05/11/16	POST DIMETERS

PROJECT
NORTH MACON PARK
815 NORTH MACON PARK DRIVE
MACON, GA 31210




This drawing is the property of Mack Cain Design Studio and Travis Pruitt & Associates, Inc. It is only to be used for the project and location identified herein. No part of this drawing may be reproduced, stored, or transmitted in any form by means electronic, mechanical photocopying, or otherwise without prior written consent.

COVER SHEET


DESIGNED BY: MC
DRAWN BY: BGM
CHECKED BY: MC
APPROVED BY: MC

PROJECT NO. 15-0535	SHEET C0.0
SCALE: 1"=20'	
DATE: 03/25/16	1



DRAWINGS SCHEDULE		
No.	Date	Description
1	05/04/16	REVISION 1
2	05/11/16	POST DIMETERS

PROJECT
NORTH MACON PARK
815 NORTH MACON PARK DRIVE
MACON, GA 31210

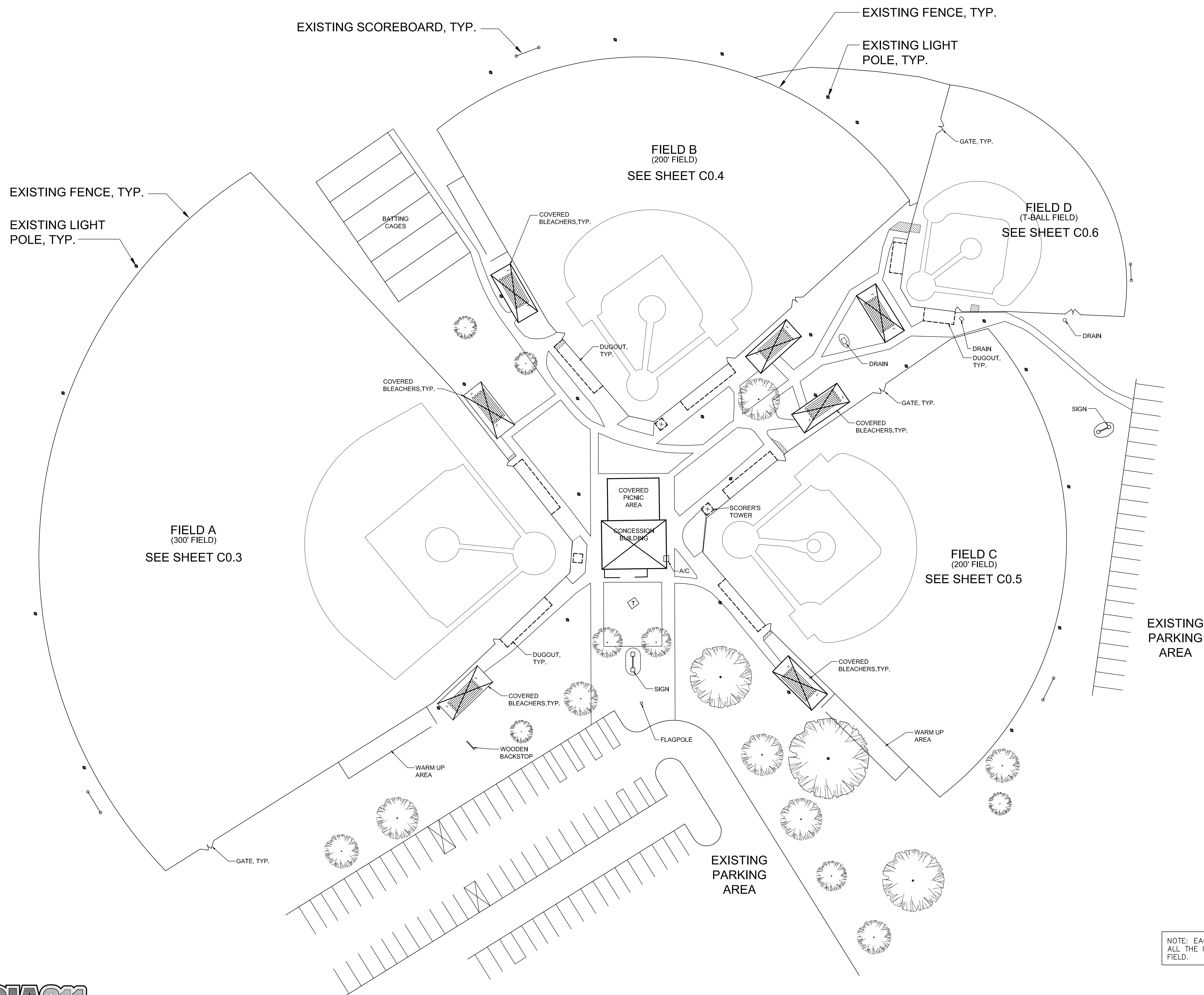


This drawing is the property of Mack Cain Design Studio and Travis Pruitt & Associates, Inc. It is only to be used for the project and location identified herein. No part of this drawing may be reproduced, stored, or transmitted in any form by means electronic, mechanical photocopying, or otherwise without prior written consent.

SHEET TITLE
EXISTING CONDITIONS & KEY PLAN

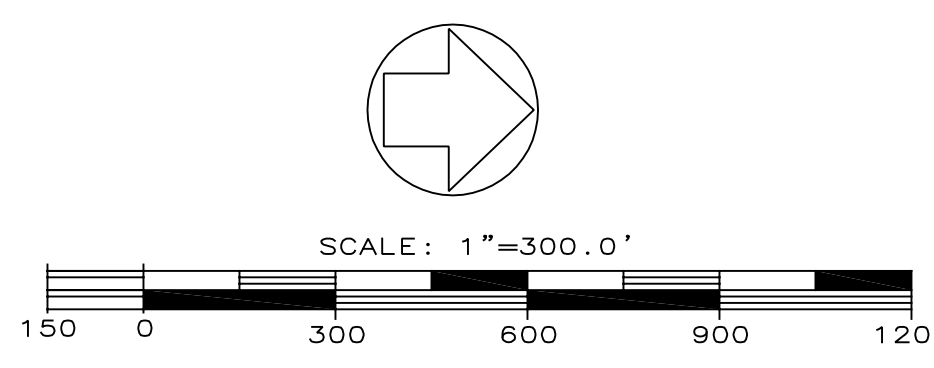
DESIGNED BY: MC
DRAWN BY: BGM
CHECKED BY: MC
APPROVED BY: MC

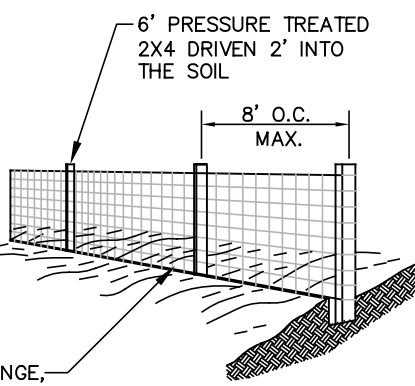
PROJECT NO. 15-0535	SHEET C0.1
SCALE: 1"=20'	
DATE: 03/25/16	2



NOTE: BASE INFORMATION TAKEN FROM AERIAL PHOTOGRAPHY AND CANNOT BE ASSUMED TO BE ABSOLUTELY CORRECT. CONTRACTOR TO CONFIRM ALL DIMENSIONS PRIOR TO PRICING AND INSTALLATION.

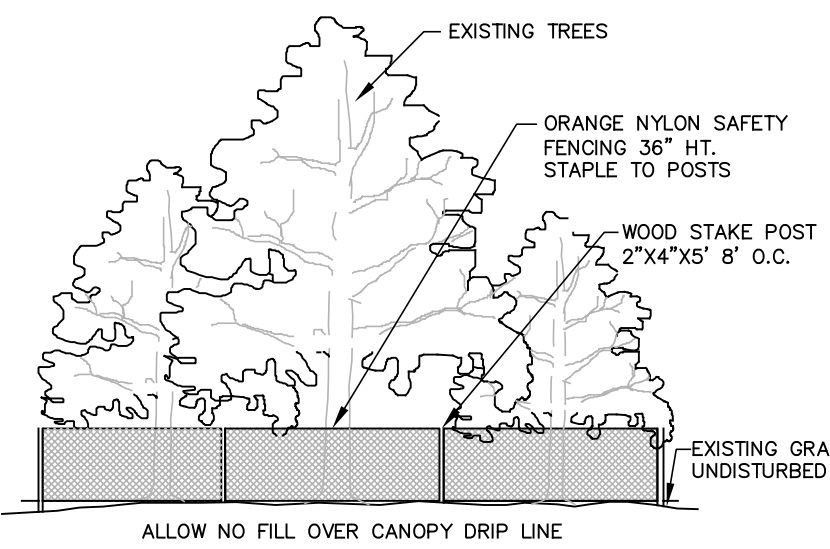
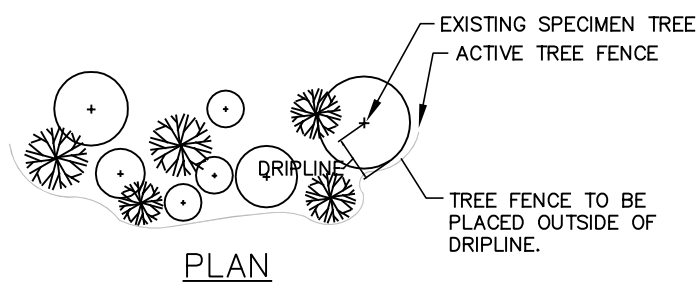
NOTE: EACH FIELD HAS A TEMPLATE LISTING ALL THE ITEMS TO BE IMPLEMENTED FOR EACH FIELD.





NOTES:
 ALL TREE PROTECTION FENCING TO BE INSPECTED DAILY AND REPLACED OR REPAIRED AS NEEDED. ALL TREE PROTECTION DEVICES ARE TO BE INSTALLED PRIOR TO START OF LAND DISTURBANCE AND MAINTAINED UNTIL FINAL LANDSCAPING IS INSTALLED. NO PARKING, STORAGE OR OTHER CONSTRUCTION SITE ACTIVITIES ARE TO OCCUR WITHIN TREE PROTECTION AREAS. ALL REQUIRED VEGETATION MUST BE MAINTAINED FOR ONE YEAR AFTER DATE OF FINAL INSPECTION.

TREE PROTECTION FENCE DETAIL NTS (1/CO.2)



TREE PROTECTION FENCING DETAIL NTS (2/CO.2)

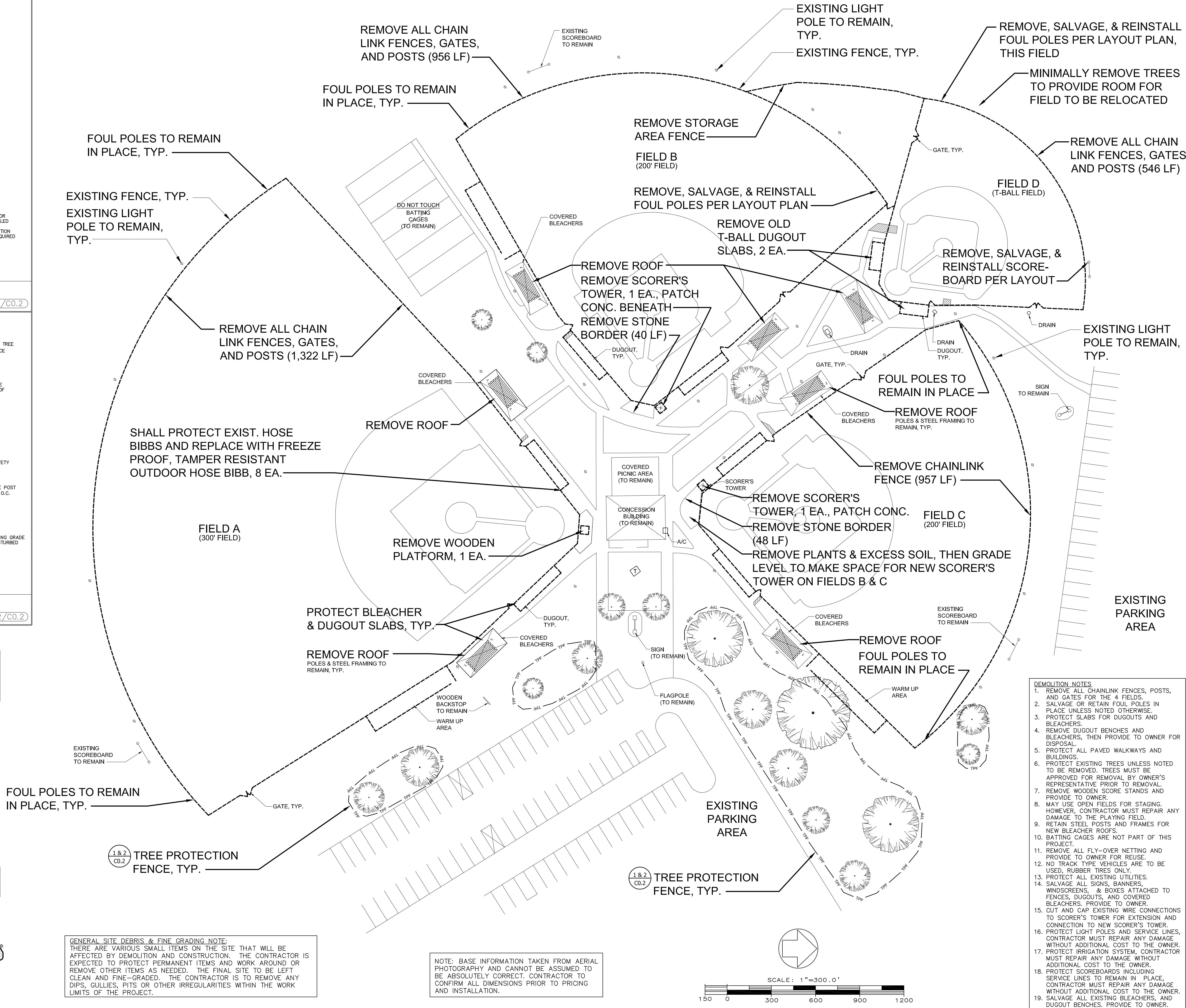
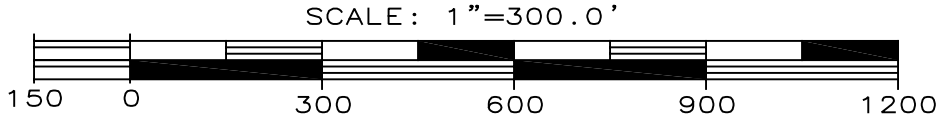
STAKING NOTE:
 CONTRACTOR SHALL TAKE CARE TO DOCUMENT THE EXACT LOCATION OF EXISTING FENCES AND REPLACE NEW FENCES IN THE SAME LOCATION OR AS NEAR AS POSSIBLE WITH GUIDANCE FROM THE LAYOUT PLANS.

NOTE: BUILDING PERMITS ARE NOT REQUIRED BY MACON-BIBB FOR THE REMOVAL AND REPLACEMENT OF FENCES.




GENERAL SITE DEBRIS & FINE GRADING NOTE:
 THERE ARE VARIOUS SMALL ITEMS ON THE SITE THAT WILL BE AFFECTED BY DEMOLITION AND CONSTRUCTION. THE CONTRACTOR IS EXPECTED TO PROTECT PERMANENT ITEMS AND WORK AROUND OR REMOVE OTHER ITEMS AS NEEDED. THE FINAL SITE TO BE LEFT CLEAN AND FINE-GRADED. THE CONTRACTOR IS TO REMOVE ANY DIPS, GULLIES, PITS OR OTHER IRREGULARITIES WITHIN THE WORK LIMITS OF THE PROJECT.

NOTE: BASE INFORMATION TAKEN FROM AERIAL PHOTOGRAPHY AND CANNOT BE ASSUMED TO BE ABSOLUTELY CORRECT. CONTRACTOR TO CONFIRM ALL DIMENSIONS PRIOR TO PRICING AND INSTALLATION.



- DEMOLITION NOTES**
1. REMOVE ALL CHAINLINK FENCES, POSTS, AND GATES FOR THE 4 FIELDS.
 2. SALVAGE OR RETAIN FOUL POLES IN PLACE UNLESS NOTED OTHERWISE.
 3. PROTECT SLABS FOR DUGOUTS AND BLEACHERS.
 4. REMOVE DUGOUT BENCHES AND BLEACHERS, THEN PROVIDE TO OWNER FOR DISPOSAL.
 5. PROTECT ALL PAVED WALKWAYS AND BUILDINGS.
 6. PROTECT EXISTING TREES UNLESS NOTED TO BE REMOVED. TREES MUST BE APPROVED FOR REMOVAL BY OWNER'S REPRESENTATIVE PRIOR TO REMOVAL.
 7. REMOVE WOODEN SCORE STANDS AND PROVIDE TO OWNER.
 8. MAY USE OPEN FIELDS FOR STAGING. HOWEVER, CONTRACTOR MUST REPAIR ANY DAMAGE TO THE PLAYING FIELD.
 9. RETAIN STEEL POSTS AND FRAMES FOR NEW BLEACHER ROOFS.
 10. BATTING CAGES ARE NOT PART OF THIS PROJECT.
 11. REMOVE ALL FLY-OVER NETTING AND PROVIDE TO OWNER FOR REUSE.
 12. NO TRACK TYPE VEHICLES ARE TO BE USED. RUBBER TIRES ONLY.
 13. PROTECT ALL EXISTING UTILITIES.
 14. SALVAGE ALL SIGNS, BANNERS, WINDSCREENS, & BOXES ATTACHED TO FENCES, DUGOUTS, AND COVERED BLEACHERS. PROVIDE TO OWNER.
 15. CUT AND CAP EXISTING WIRE CONNECTIONS TO SCORER'S TOWER FOR EXTENSION AND CONNECTION TO NEW SCORER'S TOWER.
 16. PROTECT LIGHT POLES AND SERVICE LINES. CONTRACTOR MUST REPAIR ANY DAMAGE WITHOUT ADDITIONAL COST TO THE OWNER.
 17. PROTECT IRRIGATION SYSTEM. CONTRACTOR MUST REPAIR ANY DAMAGE WITHOUT ADDITIONAL COST TO THE OWNER.
 18. PROTECT SCOREBOARDS INCLUDING SERVICE LINES TO REMAIN IN PLACE. CONTRACTOR MUST REPAIR ANY DAMAGE WITHOUT ADDITIONAL COST TO THE OWNER.
 19. SALVAGE ALL EXISTING BLEACHERS, AND DUGOUT BENCHES. PROVIDE TO OWNER.




4317 Park Drive, Suite 400
 Norcross, Georgia 30093
 Phone: (770)416-7511
 Fax: (770)416-6759
 www.travispruitt.com

DRAWINGS SCHEDULE

No.	Date	Description
1	05/04/16	REVISION 1
2	05/11/16	POST DIAMETERS

PROJECT
NORTH MACON PARK
 815 NORTH MACON PARK DRIVE
 MACON, GA 31210




This drawing is the property of Mack Cain Design Studio and Travis Pruitt & Associates, Inc. It is only to be used for the project and location identified herein. No part of this drawing may be reproduced, stored, or transmitted in any form by means electronic, mechanical photocopying, or otherwise without prior written consent.

SHEET TITLE
DEMOLITION PLAN

DESIGNED BY: MC
DRAWN BY: BGM
CHECKED BY: MC
APPROVED BY: MC


PROJECT NO. 15-0535
SCALE: 1"=20'
DATE: 03/25/16

SHEET C0.2
3



DRAWINGS SCHEDULE		
No.	Date	Description
1	05/04/16	REVISION 1
2	05/11/16	POST DIAMETERS

PROJECT
NORTH MACON PARK
815 NORTH MACON PARK DRIVE
MACON, GA 31210

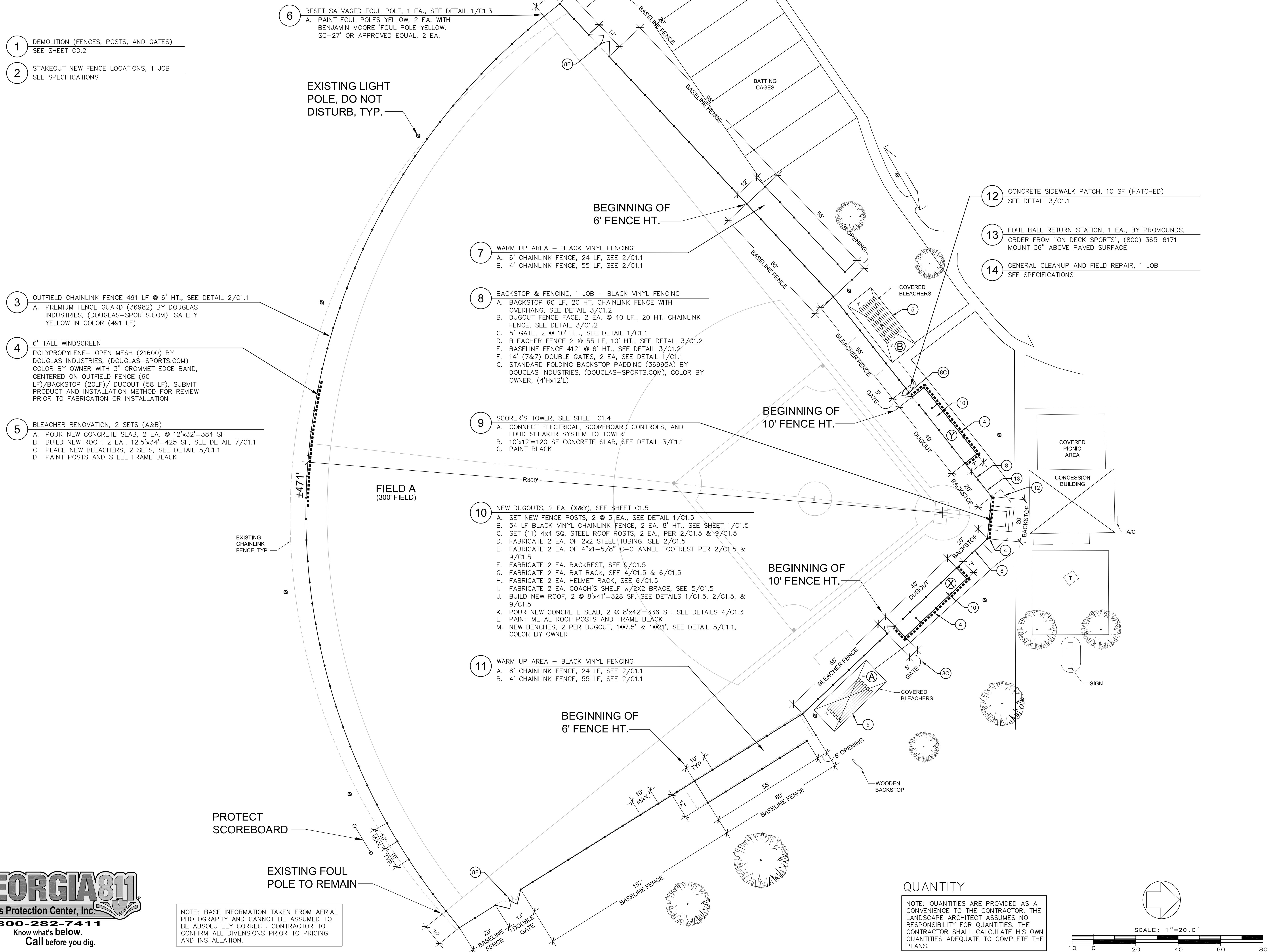


This drawing is the property of Mack Cain Design Studio and Travis Pruitt & Associates, Inc. It is only to be used for the project and location identified herein. No part of this drawing may be reproduced, stored, or transmitted in any form by means electronic, mechanical photocopying, or otherwise without prior written consent.

SHEET TITLE
FIELD A LAYOUT PLAN

DESIGNED BY: MC
DRAWN BY: BGM
CHECKED BY: MC
APPROVED BY: MC

PROJECT NO. 15-0535	SHEET
SCALE: 1"=20'	C0.3
DATE: 03/25/16	4



- 1 DEMOLITION (FENCES, POSTS, AND GATES) SEE SHEET C0.2
- 2 STAKEOUT NEW FENCE LOCATIONS, 1 JOB SEE SPECIFICATIONS
- 3 OUTFIELD CHAINLINK FENCE 491 LF @ 6' HT., SEE DETAIL 2/C1.1
A. PREMIUM FENCE GUARD (36982) BY DOUGLAS INDUSTRIES, (DOUGLAS-SPORTS.COM), SAFETY YELLOW IN COLOR (491 LF)
- 4 6' TALL WINDSCREEN
POLYPROPYLENE- OPEN MESH (21600) BY DOUGLAS INDUSTRIES, (DOUGLAS-SPORTS.COM) COLOR BY OWNER WITH 3" GROMMET EDGE BAND, CENTERED ON OUTFIELD FENCE (60 LF)/BACKSTOP (20LF)/ DUGOUT (58 LF). SUBMIT PRODUCT AND INSTALLATION METHOD FOR REVIEW PRIOR TO FABRICATION OR INSTALLATION
- 5 BLEACHER RENOVATION, 2 SETS (A&B)
A. POUR NEW CONCRETE SLAB, 2 EA. @ 12'x32'=384 SF
B. BUILD NEW ROOF, 2 EA., 12.5'x34'=425 SF, SEE DETAIL 7/C1.1
C. PLACE NEW BLEACHERS, 2 SETS, SEE DETAIL 5/C1.1
D. PAINT POSTS AND STEEL FRAME BLACK

- 6 RESET SALVAGED FOUL POLE, 1 EA., SEE DETAIL 1/C1.3
A. PAINT FOUL POLES YELLOW, 2 EA. WITH BENJAMIN MOORE 'FOUL POLE YELLOW, SC-27' OR APPROVED EQUAL, 2 EA.


- 7 WARM UP AREA - BLACK VINYL FENCING
A. 6' CHAINLINK FENCE, 24 LF, SEE 2/C1.1
B. 4' CHAINLINK FENCE, 55 LF, SEE 2/C1.1
- 8 BACKSTOP & FENCING, 1 JOB - BLACK VINYL FENCING
A. BACKSTOP 60 LF, 20 HT. CHAINLINK FENCE WITH OVERHANG, SEE DETAIL 3/C1.2
B. DUGOUT FENCE FACE, 2 EA. @ 40 LF., 20 HT. CHAINLINK FENCE, SEE DETAIL 3/C1.2
C. 5' GATE, 2 @ 10' HT., SEE DETAIL 1/C1.1
D. BLEACHER FENCE 2 @ 55 LF, 10' HT., SEE DETAIL 3/C1.2
E. BASELINE FENCE 412' @ 6' HT., SEE DETAIL 3/C1.2
F. 14' (7&7) DOUBLE GATES, 2 EA, SEE DETAIL 1/C1.1
G. STANDARD FOLDING BACKSTOP PADDING (36993A) BY DOUGLAS INDUSTRIES, (DOUGLAS-SPORTS.COM), COLOR BY OWNER, (4'Hx12'L)
- 9 SCORER'S TOWER, SEE SHEET C1.4
A. CONNECT ELECTRICAL, SCOREBOARD CONTROLS, AND LOUD SPEAKER SYSTEM TO TOWER
B. 10'x12'=120 SF CONCRETE SLAB, SEE DETAIL 3/C1.1
C. PAINT BLACK
- 10 NEW DUGOUTS, 2 EA. (X&Y), SEE SHEET C1.5
A. SET NEW FENCE POSTS, 2 @ 5' EA., SEE DETAIL 1/C1.5
B. 54 LF BLACK VINYL CHAINLINK FENCE, 2 EA. 8' HT., SEE SHEET 1/C1.5
C. SET (11) 4x4 SQ. STEEL ROOF POSTS, 2 EA., PER 2/C1.5 & 9/C1.5
D. FABRICATE 2 EA. OF 2x2 STEEL TUBING, SEE 2/C1.5
E. FABRICATE 2 EA. OF 4"x1-5/8" C-CHANNEL FOOTREST PER 2/C1.5 & 9/C1.5
F. FABRICATE 2 EA. BACKREST, SEE 9/C1.5
G. FABRICATE 2 EA. BAT RACK, SEE 4/C1.5 & 6/C1.5
H. FABRICATE 2 EA. HELMET RACK, SEE 6/C1.5
I. FABRICATE 2 EA. COACH'S SHELF w/2X2 BRACE, SEE 5/C1.5
J. BUILD NEW ROOF, 2 @ 8'x41'=328 SF, SEE DETAILS 1/C1.5, 2/C1.5, & 9/C1.5
K. POUR NEW CONCRETE SLAB, 2 @ 8'x42'=336 SF, SEE DETAILS 4/C1.3
L. PAINT METAL ROOF POSTS AND FRAME BLACK
M. NEW BENCHES, 2 PER DUGOUT, 1@7.5' & 1@21', SEE DETAIL 5/C1.1, COLOR BY OWNER
- 11 WARM UP AREA - BLACK VINYL FENCING
A. 6' CHAINLINK FENCE, 24 LF, SEE 2/C1.1
B. 4' CHAINLINK FENCE, 55 LF, SEE 2/C1.1

- 12 CONCRETE SIDEWALK PATCH, 10 SF (HATCHED) SEE DETAIL 3/C1.1
- 13 FOUL BALL RETURN STATION, 1 EA., BY PROMOUNDS, ORDER FROM "ON DECK SPORTS", (800) 365-6171 MOUNT 36" ABOVE PAVED SURFACE
- 14 GENERAL CLEANUP AND FIELD REPAIR, 1 JOB SEE SPECIFICATIONS

QUANTITY
NOTE: QUANTITIES ARE PROVIDED AS A CONVENIENCE TO THE CONTRACTOR. THE LANDSCAPE ARCHITECT ASSUMES NO RESPONSIBILITY FOR QUANTITIES. THE CONTRACTOR SHALL CALCULATE HIS OWN QUANTITIES ADEQUATE TO COMPLETE THE PLANS.




NOTE: BASE INFORMATION TAKEN FROM AERIAL PHOTOGRAPHY AND CANNOT BE ASSUMED TO BE ABSOLUTELY CORRECT. CONTRACTOR TO CONFIRM ALL DIMENSIONS PRIOR TO PRICING AND INSTALLATION.



DRAWINGS SCHEDULE		
No.	Date	Description
1	05/04/16	REVISION 1
2	05/11/16	POST DIAMETERS

PROJECT
NORTH MACON PARK
815 NORTH MACON PARK DRIVE
MACON, GA 31210



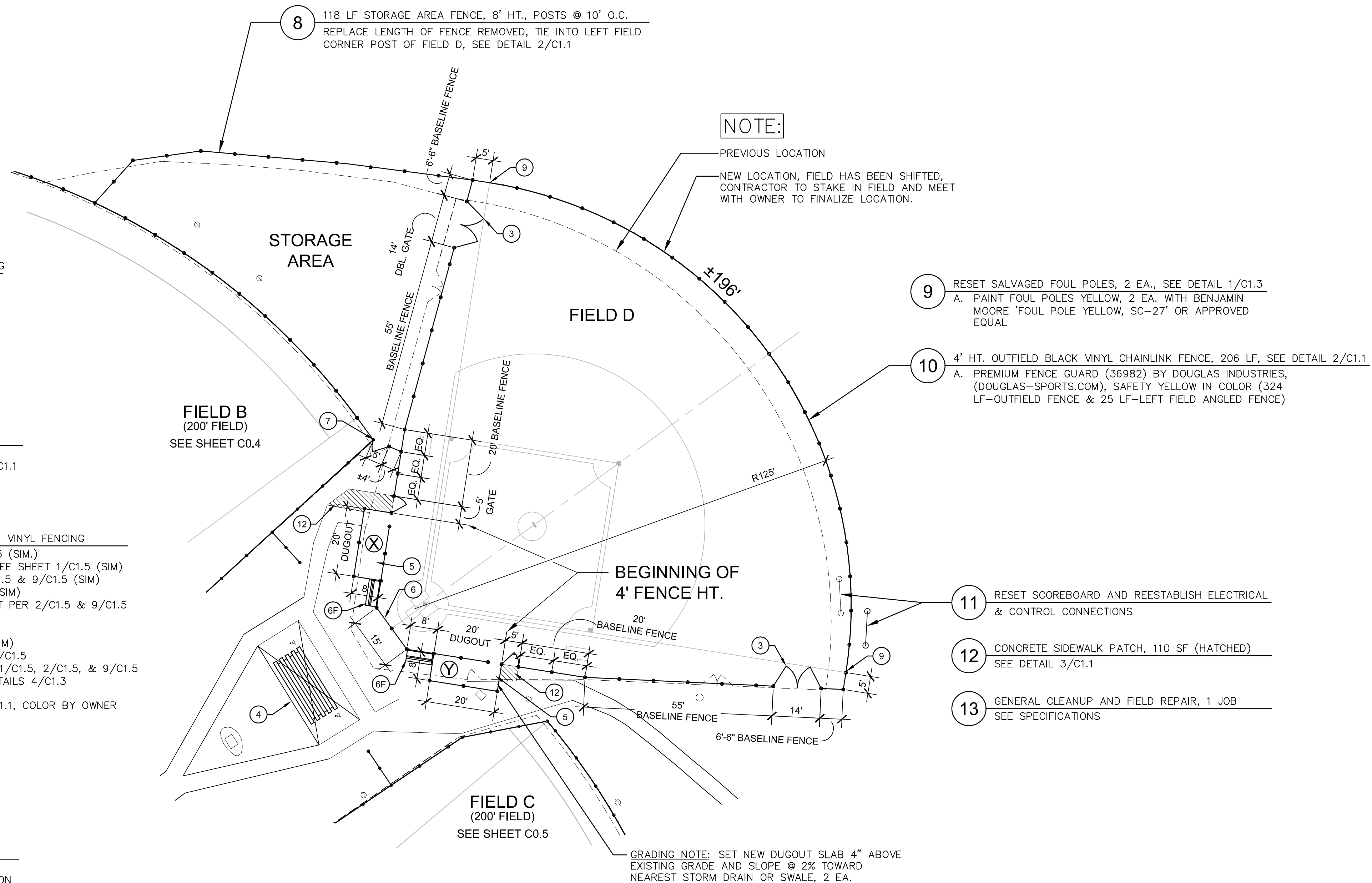
This drawing is the property of Mack Cain Design Studio and Travis Pruitt & Associates, Inc. It is only to be used for the project and location identified herein. No part of this drawing may be reproduced, stored, or transmitted in any form by means electronic, mechanical photocopying, or otherwise without prior written consent.

SHEET TITLE
FIELD D LAYOUT PLAN

DESIGNED BY: MC
DRAWN BY: BGM
CHECKED BY: MC
APPROVED BY: MC

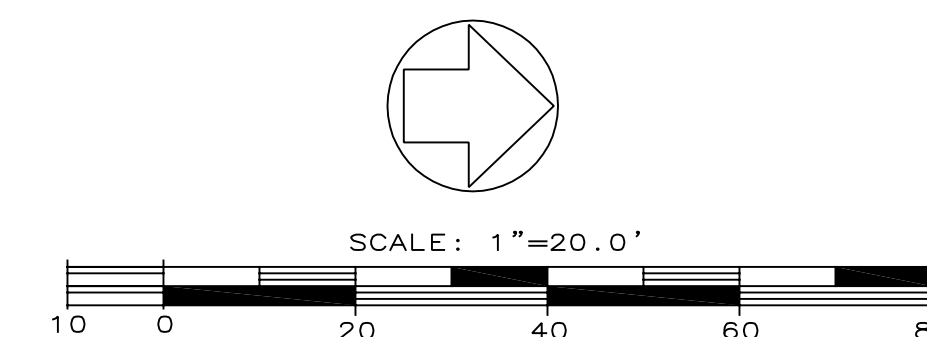
PROJECT NO. 15-0535	SHEET C0.6
SCALE: 1"=20'	
DATE: 03/25/16	7


- 1** DEMOLITION (FENCES, POSTS, AND GATES) SEE SHEET C0.2
- 2** STAKEOUT NEW FENCE LOCATIONS, 1 JOB SEE SPECIFICATIONS
T-BALL FIELD HAS SHIFTED LOCATION, SEE NOTE THIS SHEET.
- 3** 14' (7&7) DOUBLE GATES, 2 SETS - BLACK VINYL FENCING SEE DETAIL 1/C1.1
- 4** BLEACHER RENOVATION
A. POUR NEW CONCRETE SLAB, 12'x32' = 384 SF
B. BUILD NEW ROOF, 12.5'x34' = 425 SF, SEE DETAIL 4/C1.1
C. PLACE NEW BLEACHER, SEE DETAIL 7/C1.1
D. PAINT POSTS AND FRAME BLACK
- 5** T-BALL DUGOUTS, 2 EA. (X&Y), SEE SHEET C1.3 - BLACK VINYL FENCING
A. SET NEW FENCE POSTS, 2 @ 3 EA., SEE DETAIL 1/C1.5 (SIM.)
B. 36 LF BLACK VINYL CHAINLINK FENCE, 2 EA. 8' HT., SEE SHEET 1/C1.5 (SIM)
C. SET (6) 4x4 SQ. STEEL ROOF POSTS, 2 EA., PER 2/C1.5 & 9/C1.5 (SIM)
D. FABRICATE 2 EA. OF 2x2 STEEL TUBING, SEE 2/C1.5 (SIM)
E. FABRICATE 2 EA. OF 4"x1-5/8" C-CHANNEL FOOTREST PER 2/C1.5 & 9/C1.5 (SIM)
F. FABRICATE 2 EA. BACKREST, SEE 9/C1.5
G. FABRICATE 2 EA. BAT RACK, SEE 4/C1.5 & 6/C1.5 (SIM)
H. FABRICATE 2 EA. (w/10 HOOKS) HELMET RACK, SEE 6/C1.5
I. BUILD NEW ROOF, 2 @ 12'x90' = 190 SF, SEE DETAILS 1/C1.5, 2/C1.5, & 9/C1.5
J. POUR NEW CONCRETE SLAB, 8'x20' = 160 SF, SEE DETAILS 4/C1.3
K. PAINT METAL ROOF POSTS AND FRAME BLACK
L. NEW BENCHES, 1 PER DUGOUT, 1@15', SEE DETAIL 5/C1.1, COLOR BY OWNER
- 6** BACKSTOP & FENCING, 1 JOB - BLACK VINYL FENCING
A. 10 HT. BACKSTOP, 1 JOB, 15 LF, SEE DETAIL 6/C1.1
B. 10' HT. CHAINLINK FENCE TO END OF DUGOUT, 28 LF ON EA. SIDE, SEE DETAIL 6/C1.1
C. 5' GATE, 2 EA. @ 4' HT., SEE DETAIL 1/C1.1
D. BASELINE FENCE 163', @ 4' HT., SEE DETAIL 3/C1.2
E. SCORER'S TABLE ON SLAB, 2 EA., SEE DETAIL 4/C1.1
- 7** 4' HT. CHAINLINK FENCE, ±4 LF, SEE DETAIL 2/C1.1 - STORAGE AREA
A. SINGLE 5' GATE, 1 EA., 4' HT., SEE DETAIL 1/C1.1



QUANTITY


NOTE: QUANTITIES ARE PROVIDED AS A CONVENIENCE TO THE CONTRACTOR. THE LANDSCAPE ARCHITECT ASSUMES NO RESPONSIBILITY FOR QUANTITIES. THE CONTRACTOR SHALL CALCULATE HIS OWN QUANTITIES ADEQUATE TO COMPLETE THE PLANS.





DRAWINGS SCHEDULE		
No.	Date	Description
1	05/04/16	REVISION 1
2	05/11/16	POST DIAMETERS

PROJECT
NORTH MACON PARK
815 NORTH MACON PARK DRIVE
MACON, GA 31210

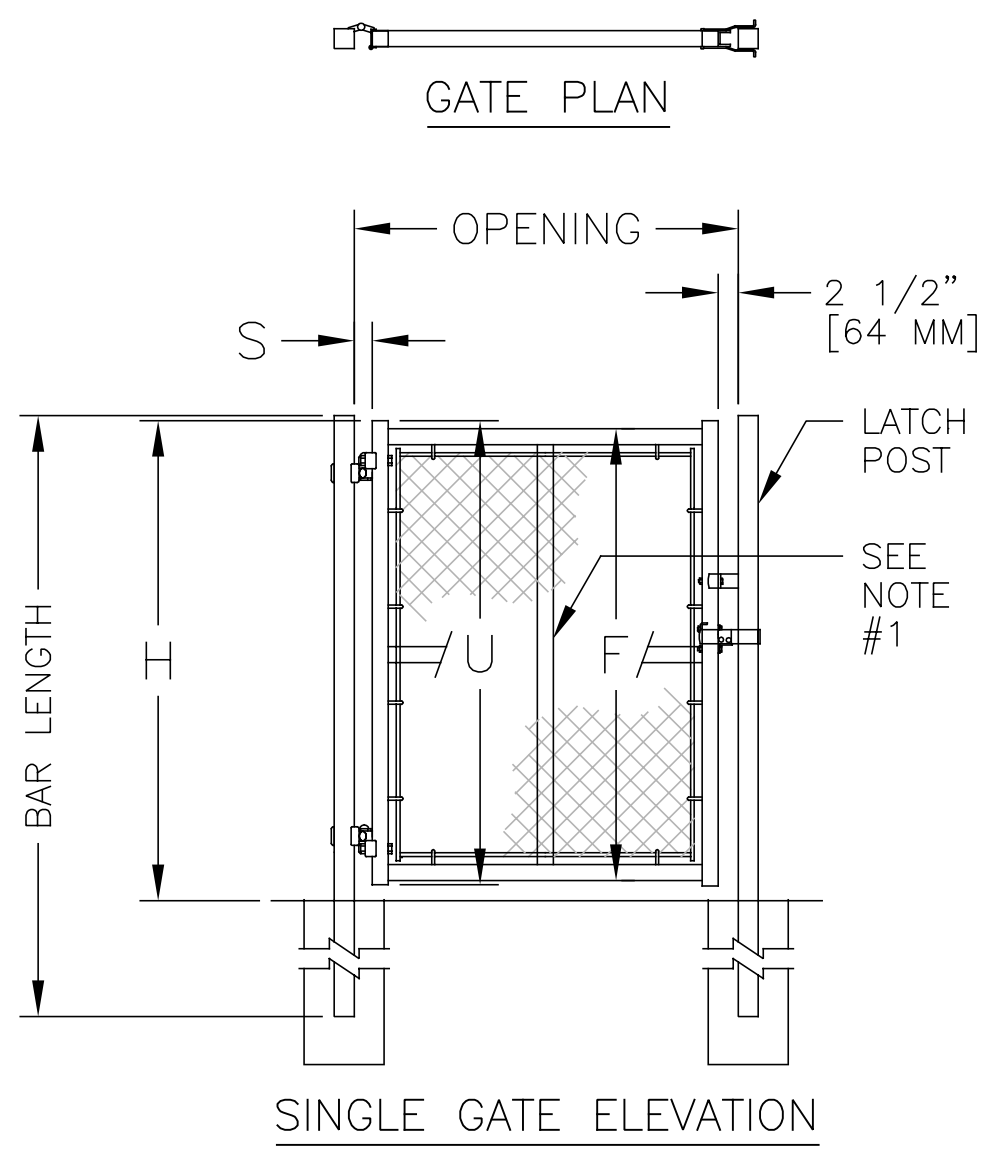


This drawing is the property of Mack Cain Design Studio and Travis Pruitt & Associates, Inc. It is only to be used for the project and location identified herein. No part of this drawing may be reproduced, stored, or transmitted in any form by means electronic, mechanical photocopying, or otherwise without prior written consent.

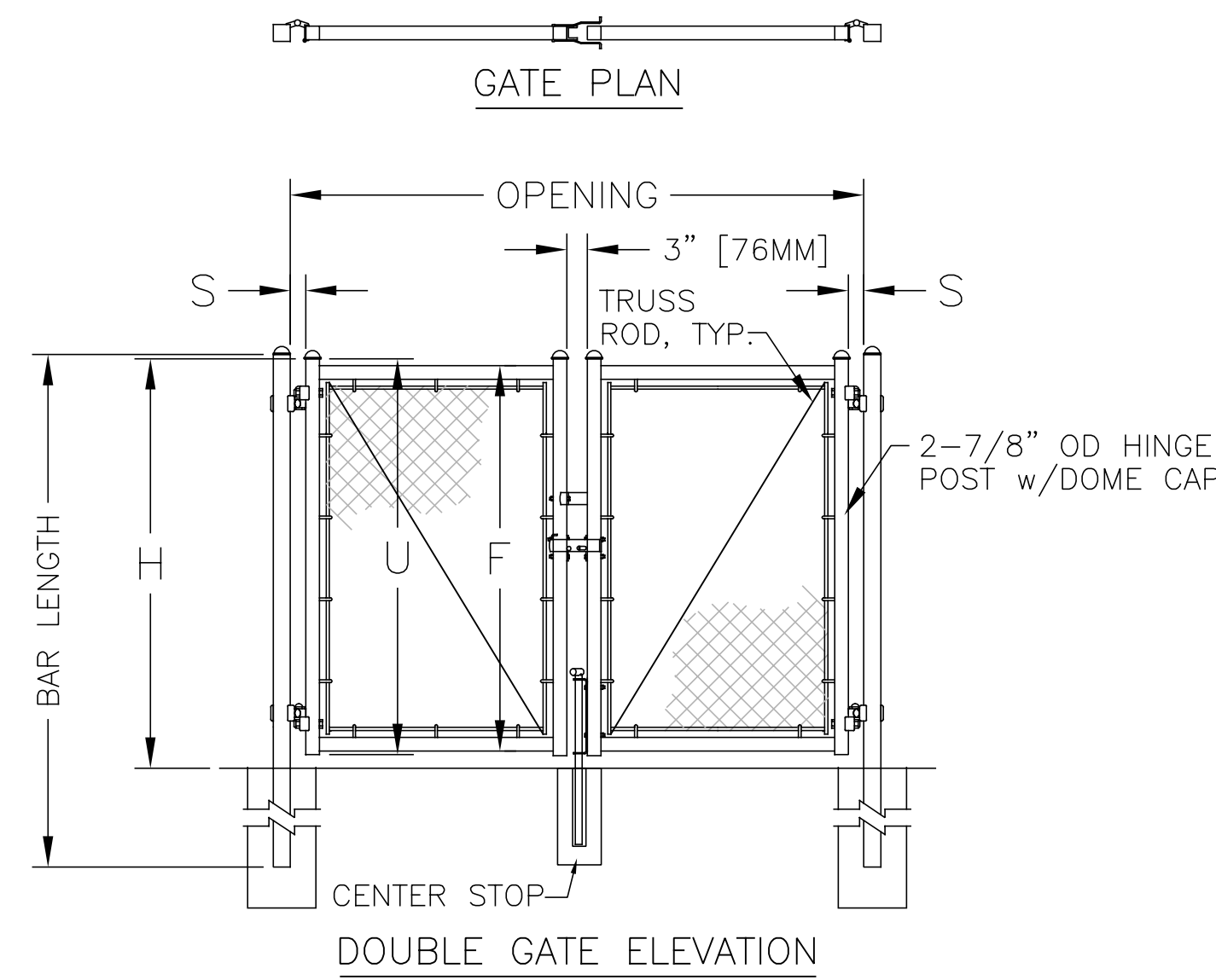
SHEET TITLE
SITE DETAILS

DESIGNED BY: MC
DRAWN BY: BGM
CHECKED BY: MC
APPROVED BY: MC

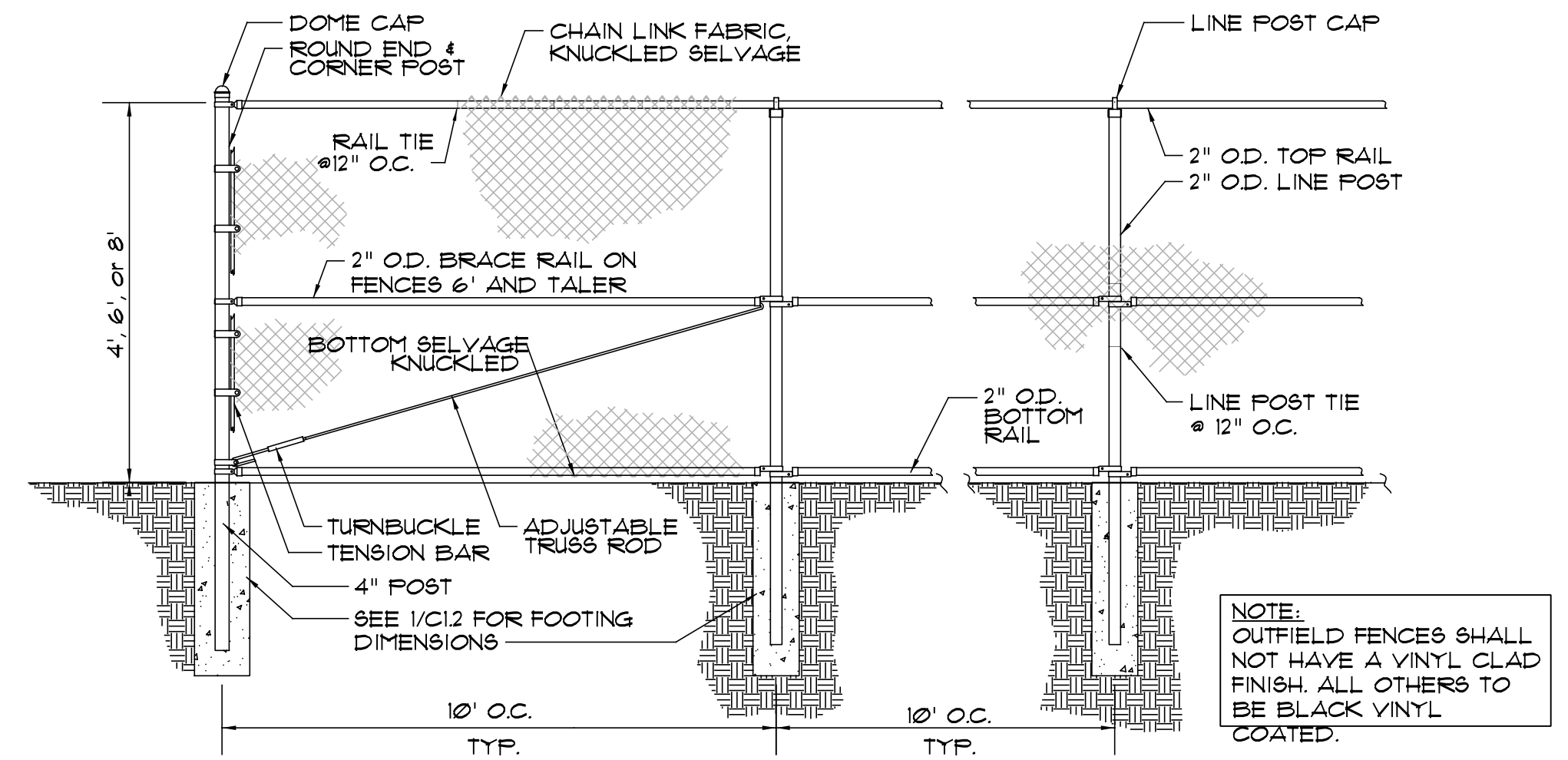
PROJECT NO.
15-0535
SHEET
C1.1
SCALE:
VARIES
DATE:
07/31/15
8



SINGLE OR DOUBLE LEAF GATES		
NOM HEIGHT (H)	UPRIGHT HT (U)	FRAME HT (F)
WITHOUT BARBED WIRE	ACTUAL DIM	ACTUAL DIM
3'-0"	2'-10"	2'-8 1/2"
3'-6"	3'-4"	3'-2 1/2"
4'-0"	3'-10"	3'-8 1/2"
5'-0"	4'-10"	4'-8 1/2"
6'-0"	5'-10"	5'-8 1/2"
7'-0"	6'-10"	6'-8 1/2"
8'-0"	7'-10"	7'-8 1/2"
9'-0"	8'-10"	8'-8 1/2"
10'-0"	9'-10"	9'-8 1/2"
11'-0"	10'-10"	10'-8 1/2"
12'-0"	11'-10"	11'-8 1/2"



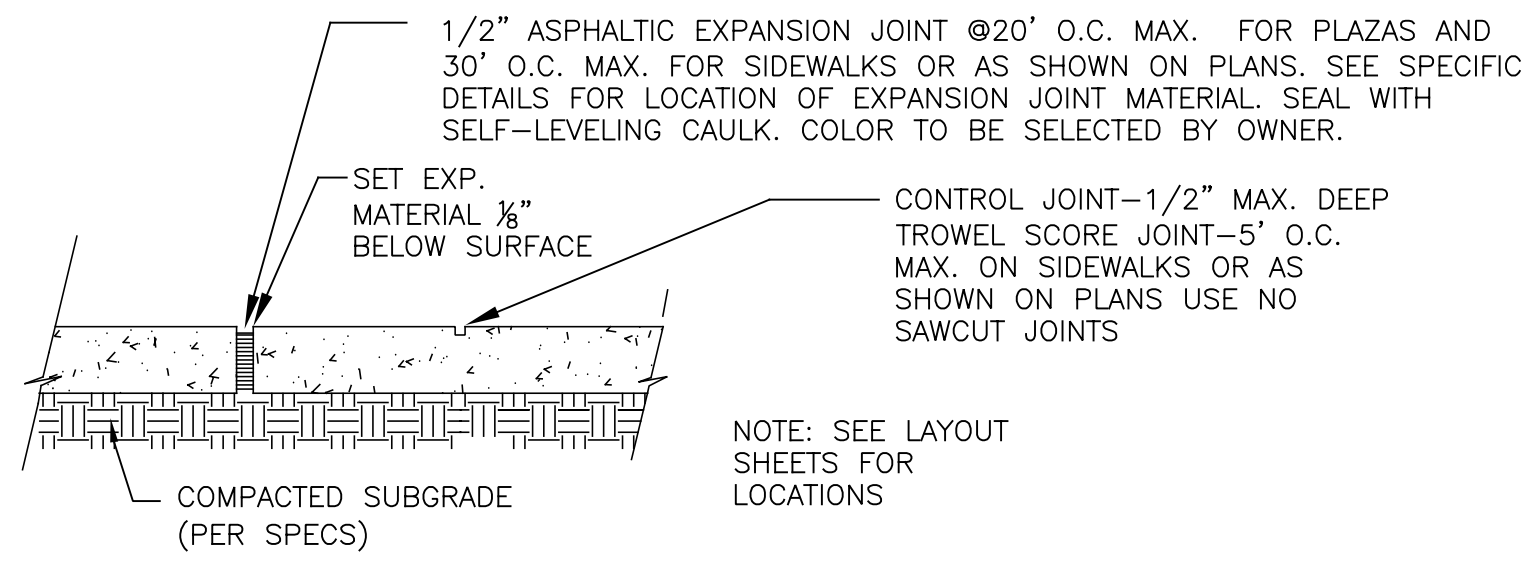
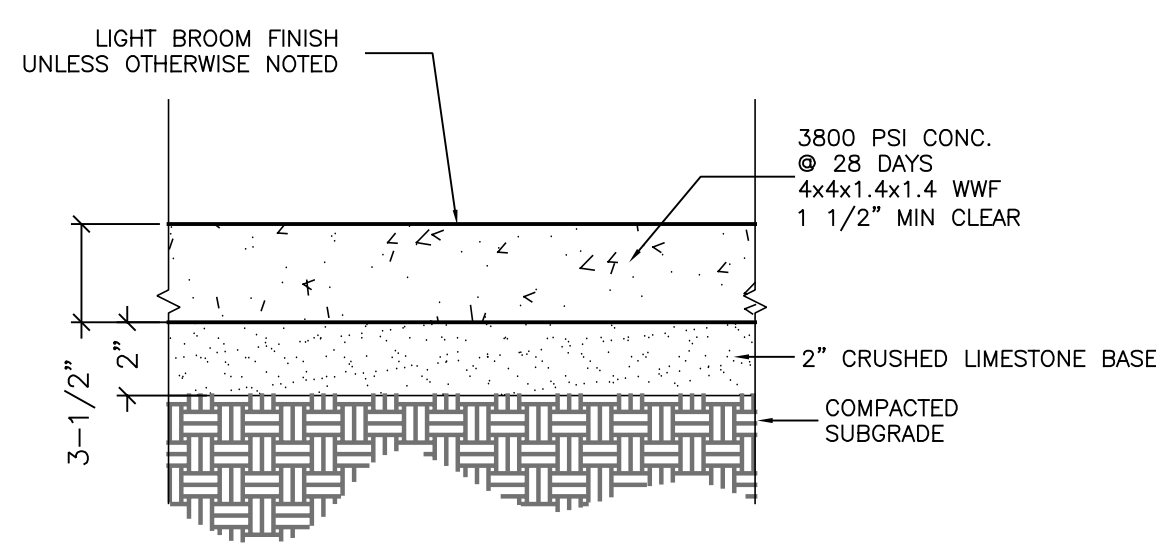
DOUBLE LEAF GATES		
OPENING	GATE POSTS	HINGE SPACE (S)
FACE TO FACE	SQ & RND SIZES	POST TO UPRIGHT
* 14'-0"	3" [76MM] SQ	FOR SQUARE & ROUND GATE POSTS: 2 1/4" [57MM]
24'-0"	4" [102MM] OD	



SINGLE LEAF GATES		
OPENING	GATE POSTS	HINGE SPACE (S)
FACE TO FACE	SQ & RND SIZES	POST TO UPRIGHT
3'-0"	2 1/2" [63.5MM] SQ	FOR SQUARE & ROUND GATE POSTS: 2 1/4" [57MM]
6'-0"	2.875" [73MM] OD	

1 CHAINLINK GATES
NOT TO SCALE

2 CHAINLINK FENCE
NOT TO SCALE

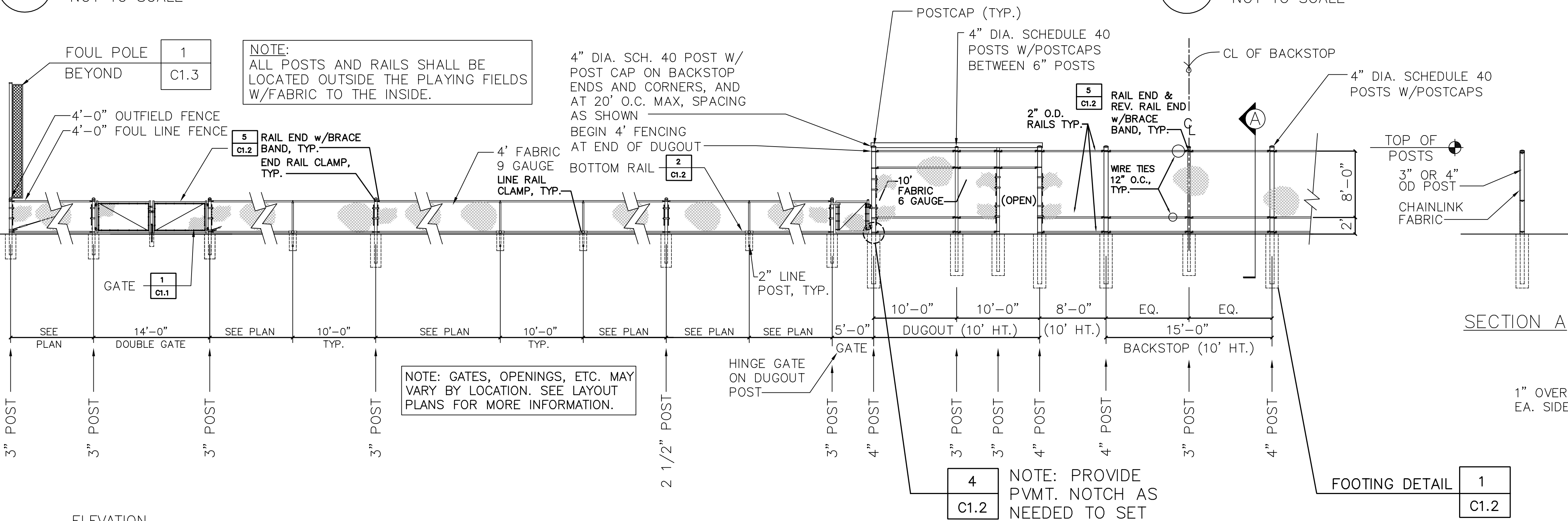


TYPICAL JOINT DETAIL

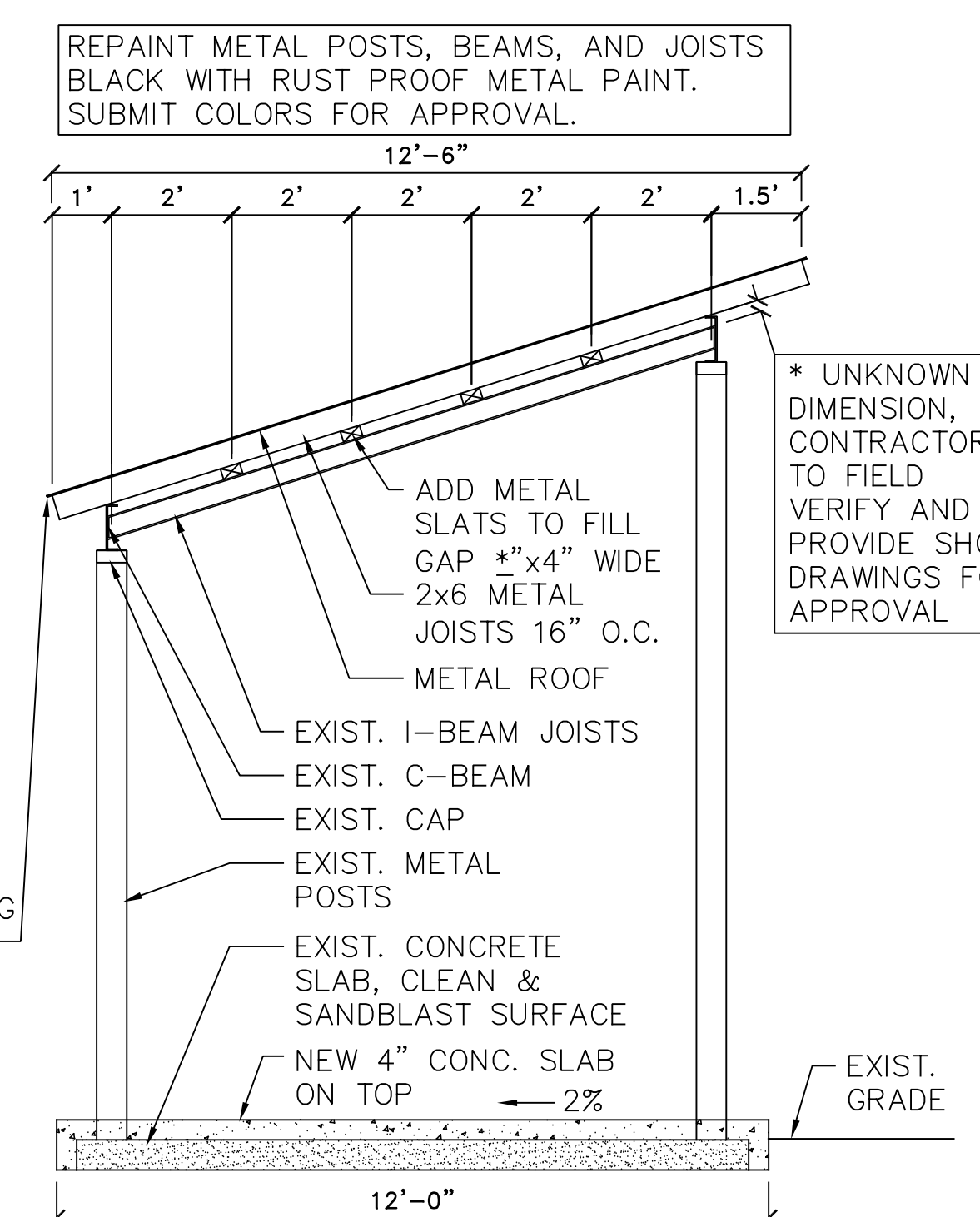
3 CONCRETE SIDEWALK
NOT TO SCALE

4 SCORER'S TABLE
NOT TO SCALE

5 DUGOUT BENCH
NOT TO SCALE

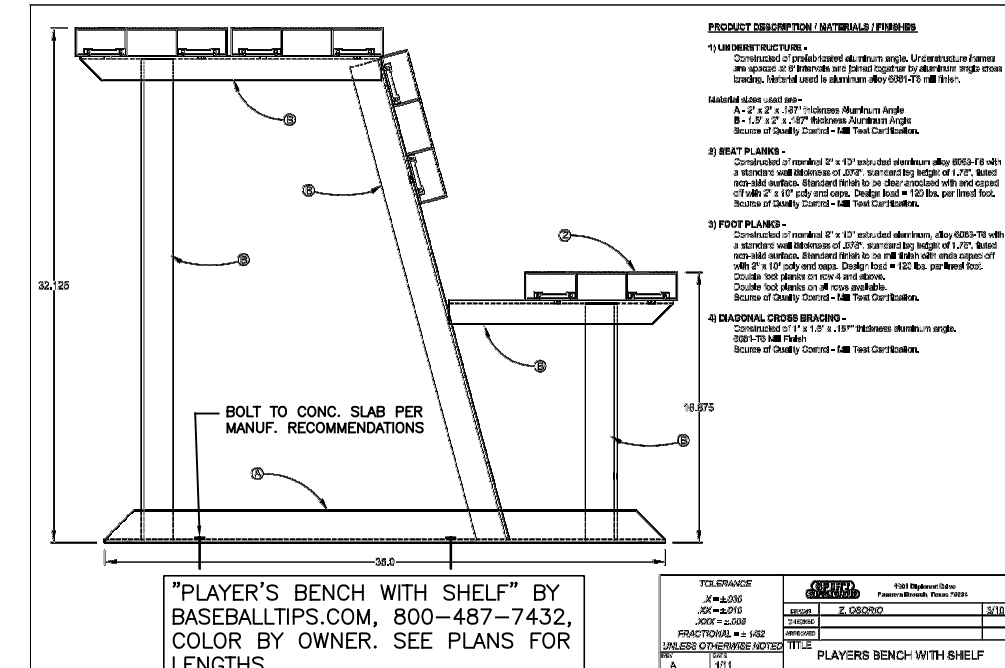


6 BACKSTOP & FENCE (T-BALL FIELD ONLY)
SCALE: 1/8"=1'-0"



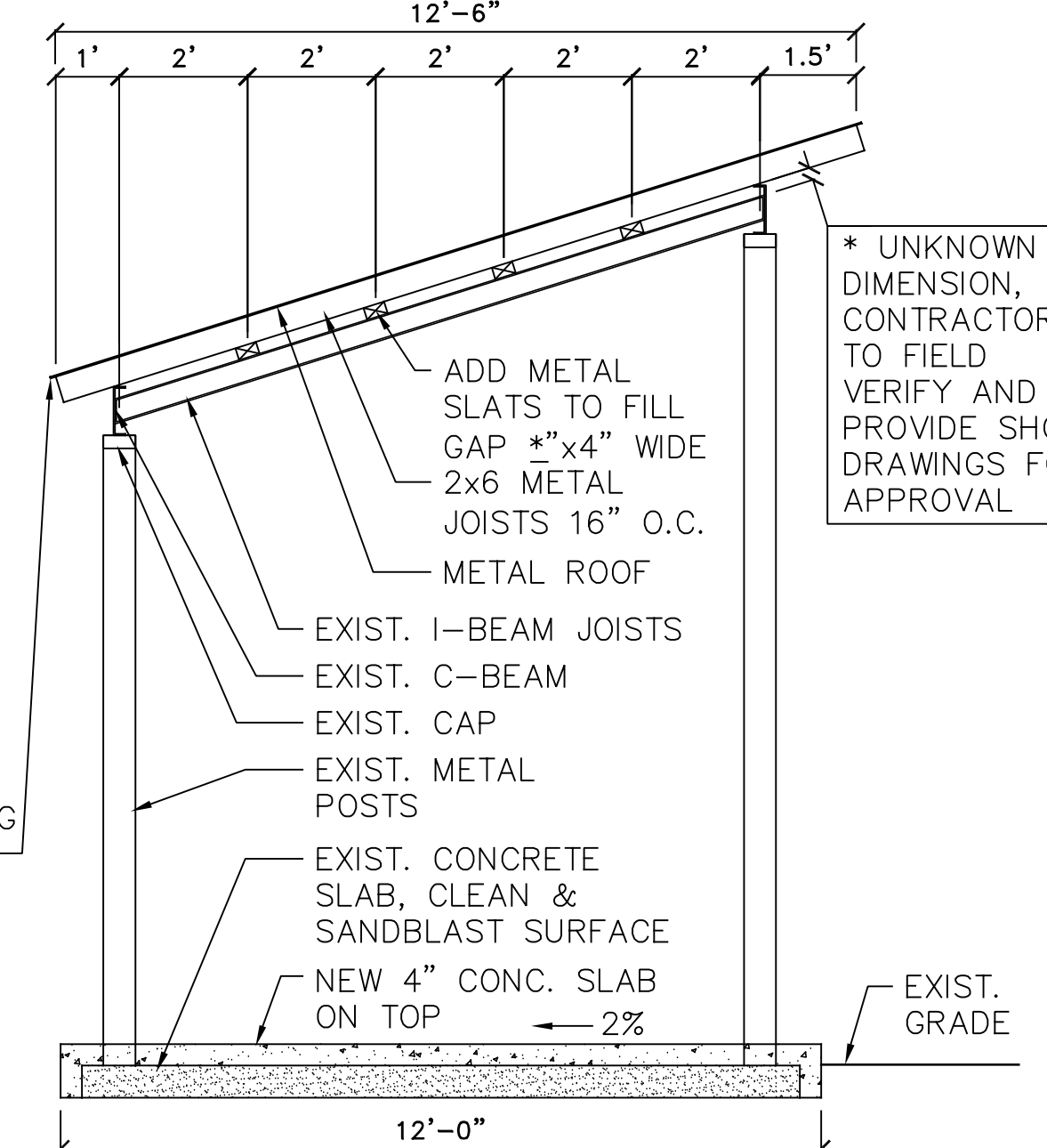
5 BLEACHER ROOF
SCALE: 3/8"=1'-0"

"ALUMINUM BASEBALL SCORER'S TABLE" BY BASEBALLTIPS.COM, 800-487-7432, COLOR BY OWNER




5 DUGOUT BENCH
NOT TO SCALE

REPAINT METAL POSTS, BEAMS, AND JOISTS BLACK WITH RUST PROOF METAL PAINT. SUBMIT COLORS FOR APPROVAL.




5 BLEACHER ROOF
SCALE: 3/8"=1'-0"



DRAWINGS SCHEDULE		
No.	Date	Description
1	05/04/16	REVISION 1
2	05/11/16	POST DIAMETERS

PROJECT
NORTH MACON PARK
815 NORTH MACON PARK DRIVE
MACON, GA 31210

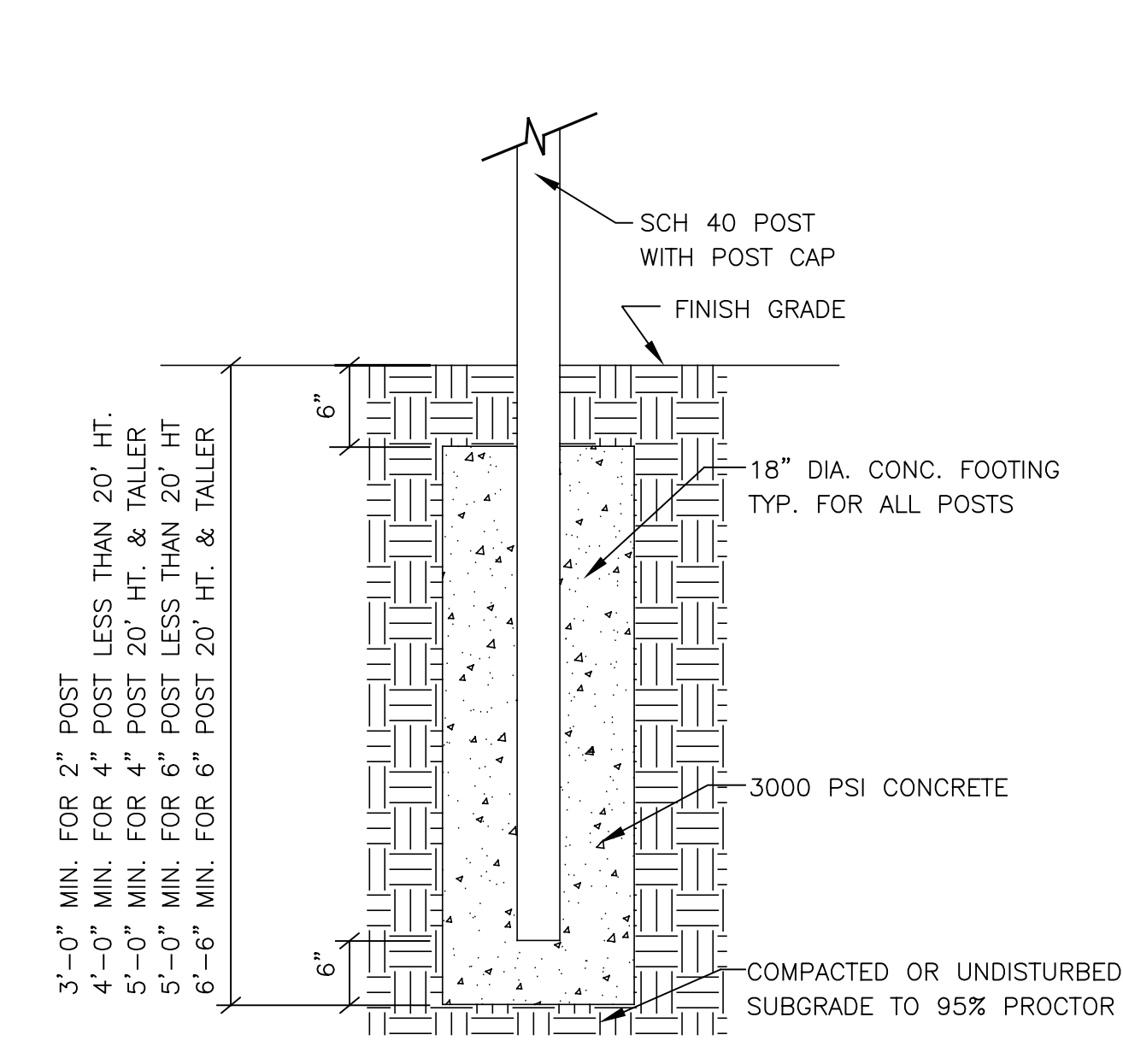


This drawing is the property of Mack Cain Design Studio and Travis Pruitt & Associates, Inc. It is only to be used for the project and location identified herein. No part of this drawing may be reproduced, stored, or transmitted in any form by means electronic, mechanical photocopying, or otherwise without prior written consent.

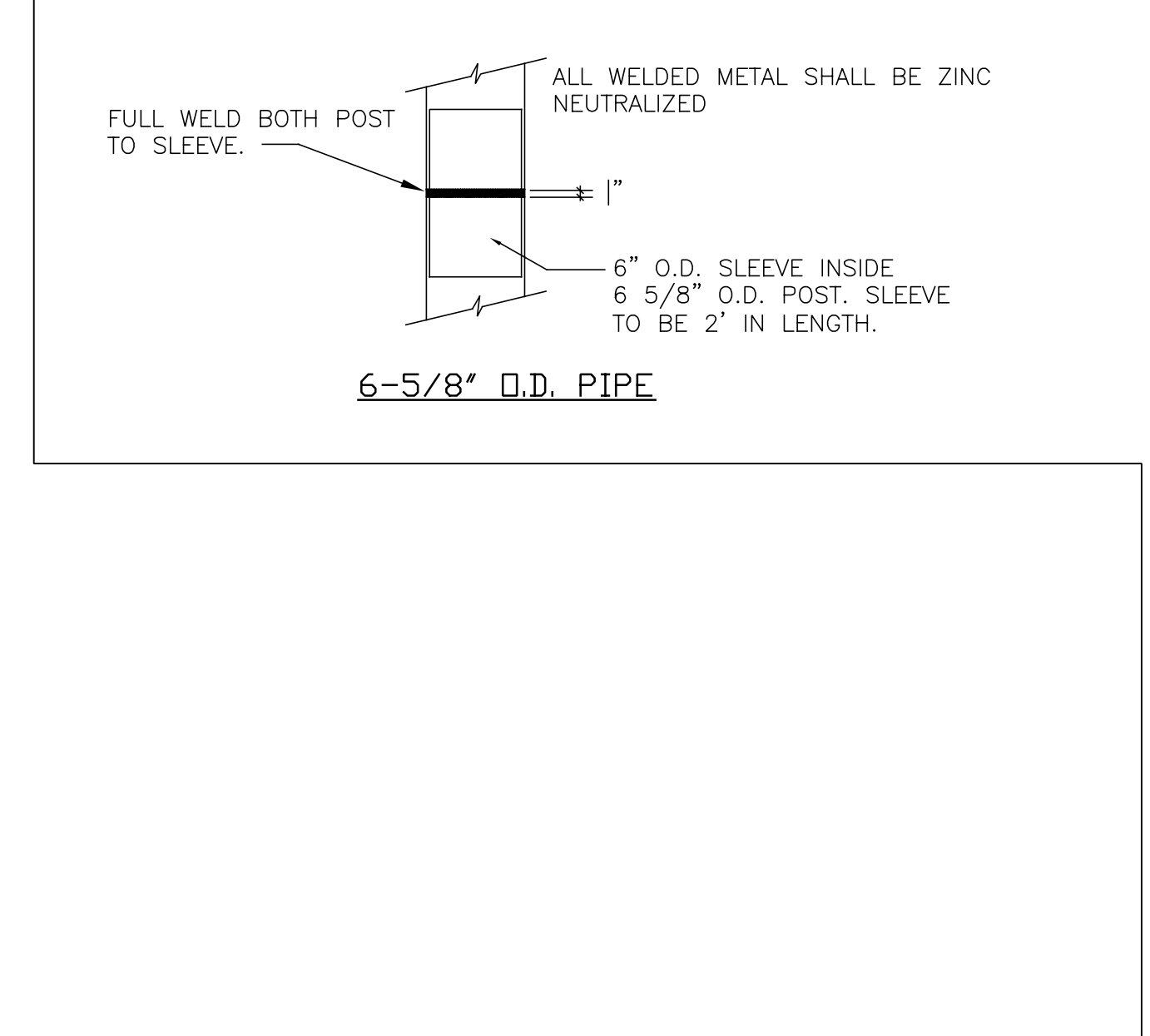
SHEET TITLE
SITE DETAILS
BACKSTOPS

DESIGNED BY: MC
DRAWN BY: BGM
CHECKED BY: MC
APPROVED BY: MC

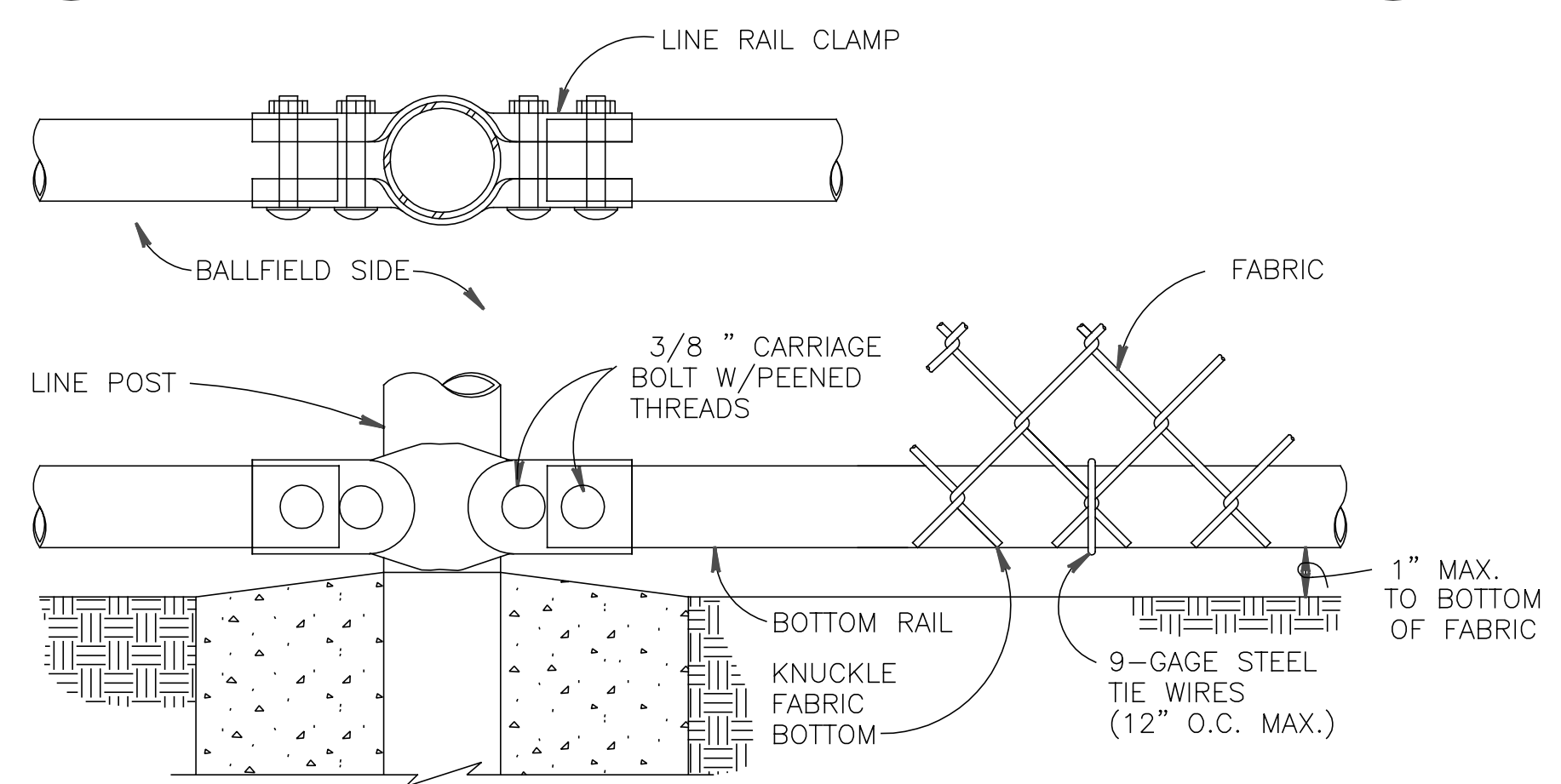
PROJECT NO. 15-0535	SHEET
SCALE: VARIES	C1.2
DATE: 07/31/15	9



1 POST FOOTING
NOT TO SCALE



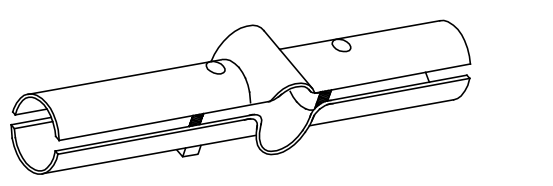
4 NOT USED
NOT TO SCALE



2 BOTTOM RAIL DETAIL
NOT TO SCALE

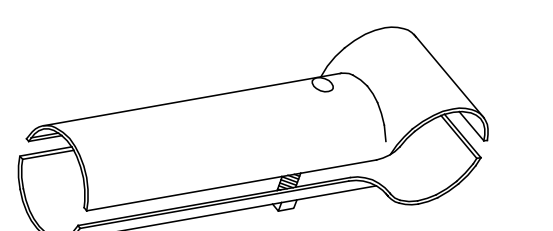
- NOTES:**
- ALL POSTS AND RAILS SHALL BE LOCATED OUTSIDE THE PLAYING FIELDS W/FABRIC TO THE INSIDE.
 - ALL TERMINAL AND LINE POST 20'-0" OR TALLER SHALL BE 4" DIA. SCH. 40 STEEL UNLESS OTHERWISE NOTED.
 - ALL RAILS SHALL BE 1-5/8"x1/4" ROLL FORMED STEEL OR EQUAL C TYPE RAIL POST.
 - ALL POSTS SHALL BE EQUIPPED WITH EITHER LINE POST CAPS OR STANDARD CAPS TO KEEP MOISTURE OUT OF POST.
 - ALL FENCING SHALL BE KNUCKLED TOP AND BOTTOM.
 - SEE FENCING CHARTS FOR CORNER POST AND LINE POST REQUIREMENTS.
 - CHANGES IN REQUIRED PLANS DUE TO SITE CONDITIONS SHALL BE BROUGHT TO THE ATTENTION OF THE OWNER'S REPRESENTATIVE FOR APPROVAL.
 - ALL FIELD ACCESS GATES TO BE SINGLE PANELS UNLESS NOTED OTHERWISE ON PLANS.
 - SOFT STEEL TIES. (9 GAUGE TO MATCH FENCE FABRIC COATING)
 - MID-RAIL ON FENCING 6' & OVER.
 - FENCING HT.: 4' AND UNDER 1 BAND PER FOOT. FENCING HT.: 5' AND ABOVE 1 BAND LESS THAN HT. OF FENCE.
 - ALL FENCE FABRIC, POSTS, RAILS, HARDWARE, ETC. TO BE GALVANIZED IN BASE BID, PVC FUSION BONDED VINYL COATED (BLACK) IN ADDITIVE ALTERNATE. SEE BID FORM AND SPECS. GAUGE OF VINYL COATED FABRIC REFERS TO CORE WIRE.

- NO. 2251 1-5/8" X 1-5/8"
NO. 2186 2" X 1-5/8"
NO. 2188 2-3/8" X 1-5/8"
NO. 2189 3" X 1-5/8"



LINE RAIL CLAMP

- NO. 2177 1-5/8" X 1-5/8"
NO. 2179 2" X 1-5/8"
NO. 2180 2-3/8" X 1-3/8"
NO. 2181 2-3/8" X 1-5/8"
NO. 2182 3" X 1-5/8"

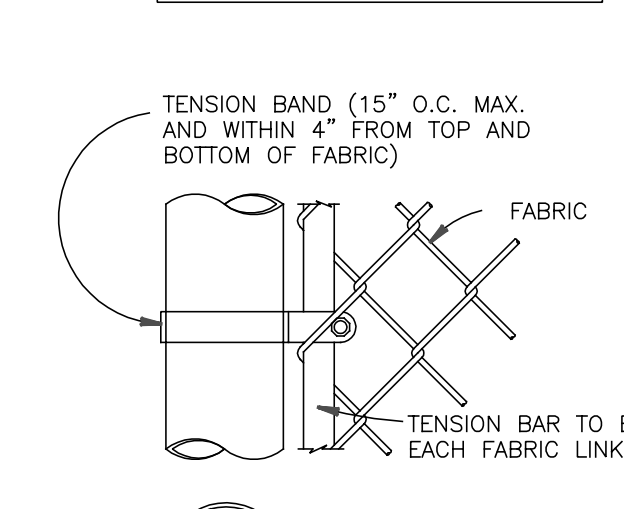


END OR GATE POST DETAIL



END RAIL CLAMP

NOTE: ALL GALVANIZED FITTINGS TO CONFORM TO ASTM-A153.



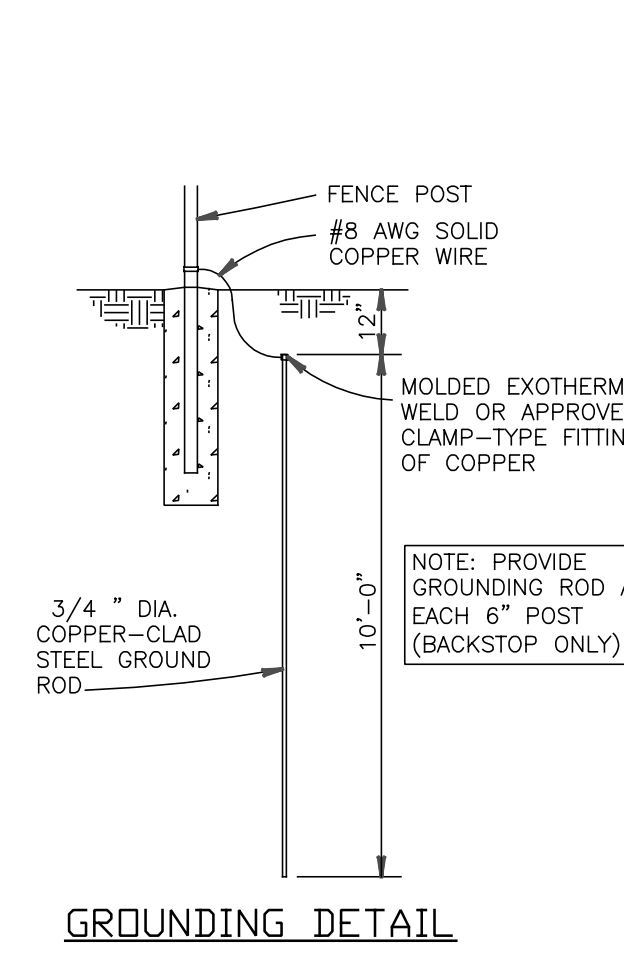
TENSION BAND (15" O.C. MAX. AND WITHIN 4" FROM TOP AND BOTTOM OF FABRIC)

TENSION BAR TO ENGAGE EACH FABRIC LINK

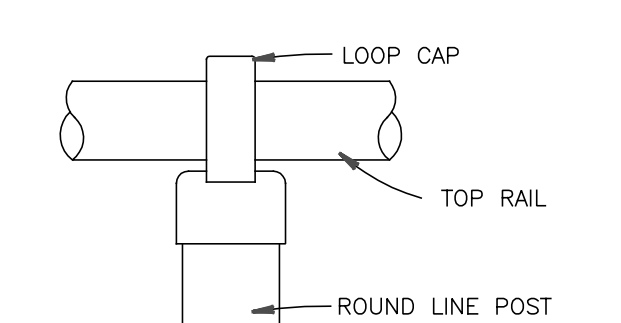
TENSION BAR

CARRIAGE BOLT

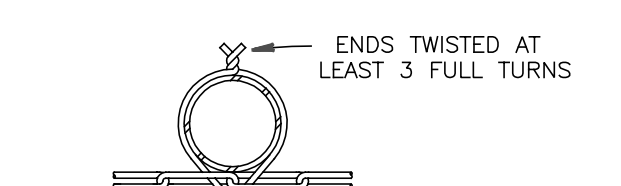
END OR GATE POST DETAIL



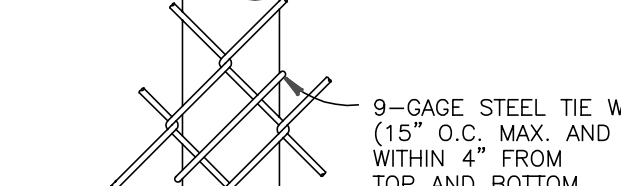
GROUNDING DETAIL



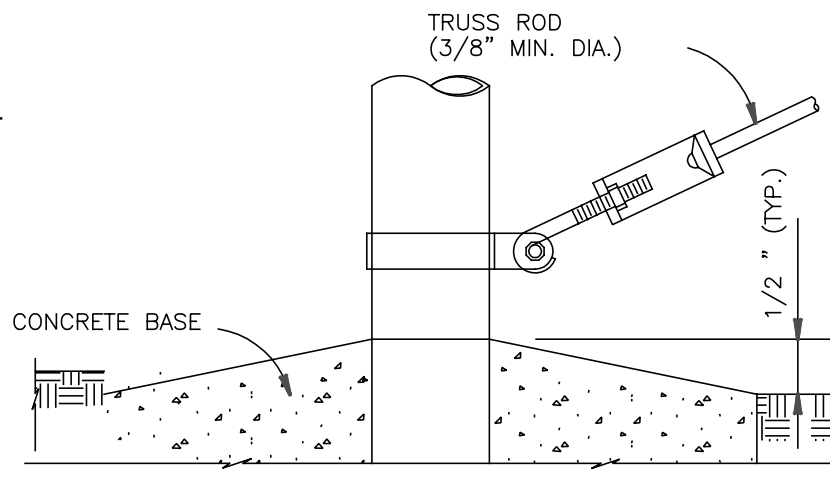
LINE POST ATTACHMENTS



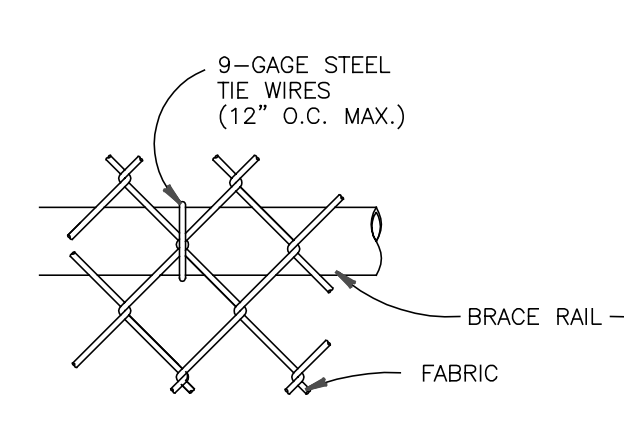
LINE POST ATTACHMENTS



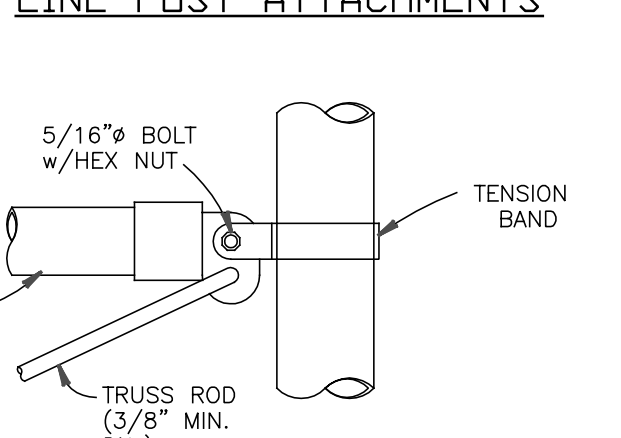
LINE POST ATTACHMENTS



TRUSS ROD AND BAND

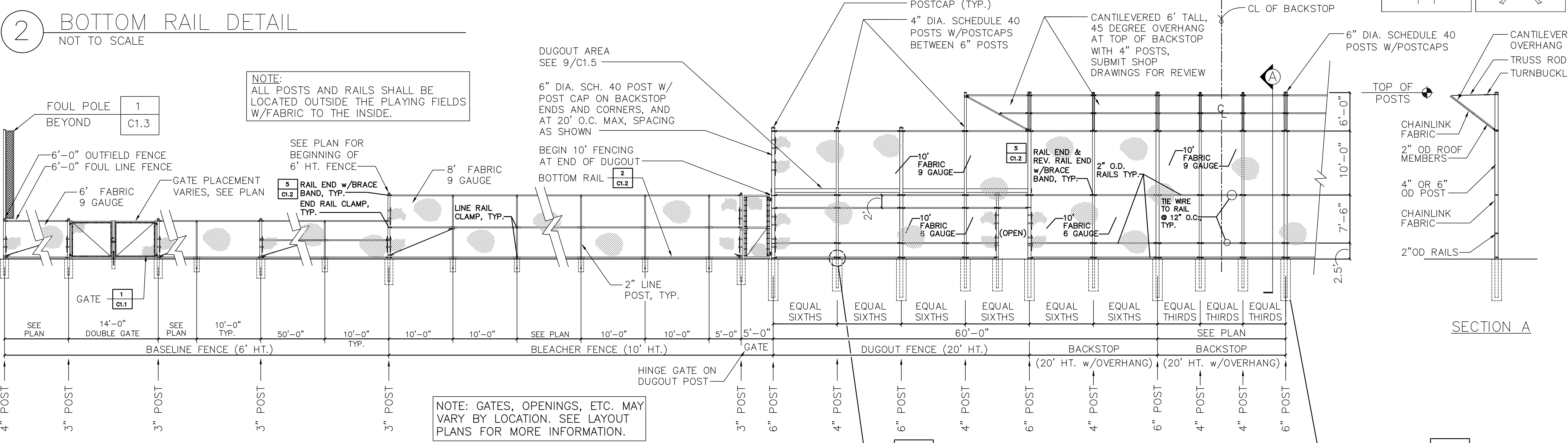


BRACE RAIL ATTACHMENT



BRACE RAIL CLAMP DETAIL

5 FENCING DETAILS
NOT TO SCALE




3 BACKSTOP & FENCE (FIELDS A,B,&C)
SCALE: 1/8"=1'-0"

NOTE: GATES, OPENINGS, ETC. MAY VARY BY LOCATION. SEE LAYOUT PLANS FOR MORE INFORMATION.

NOTE: PROVIDE PVMT. NOTCH AT ALL POSTS SET IN PVMT.

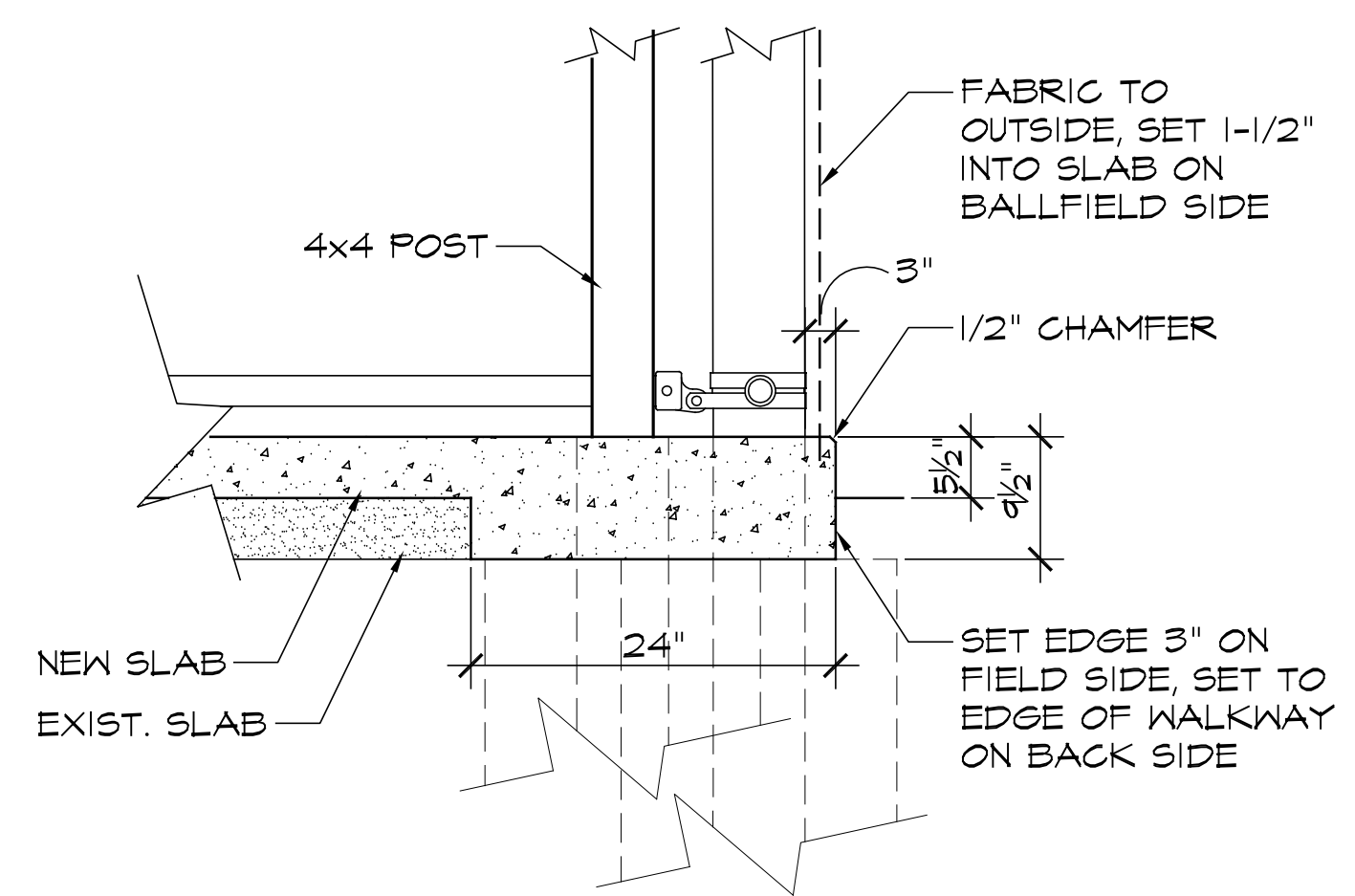
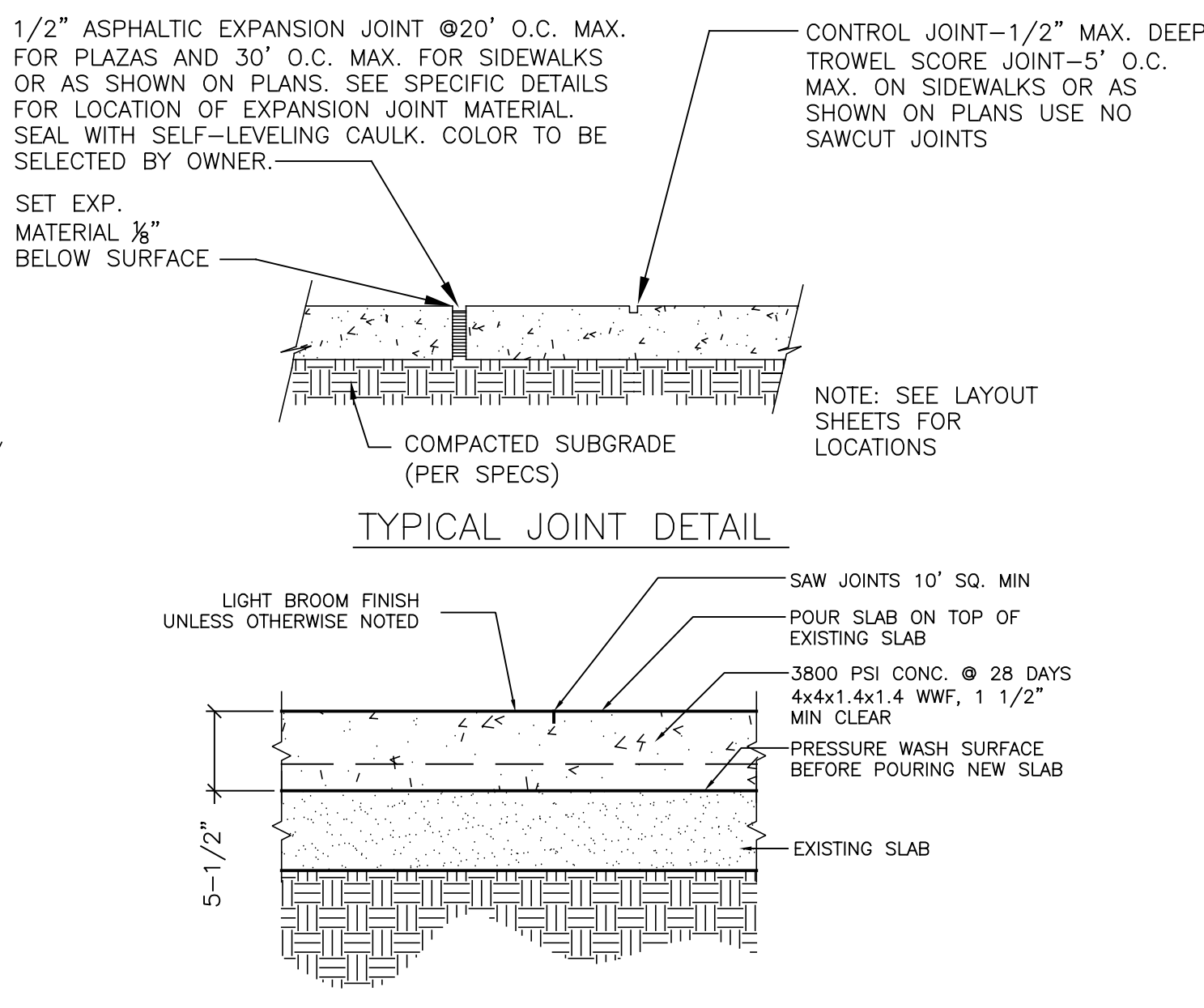
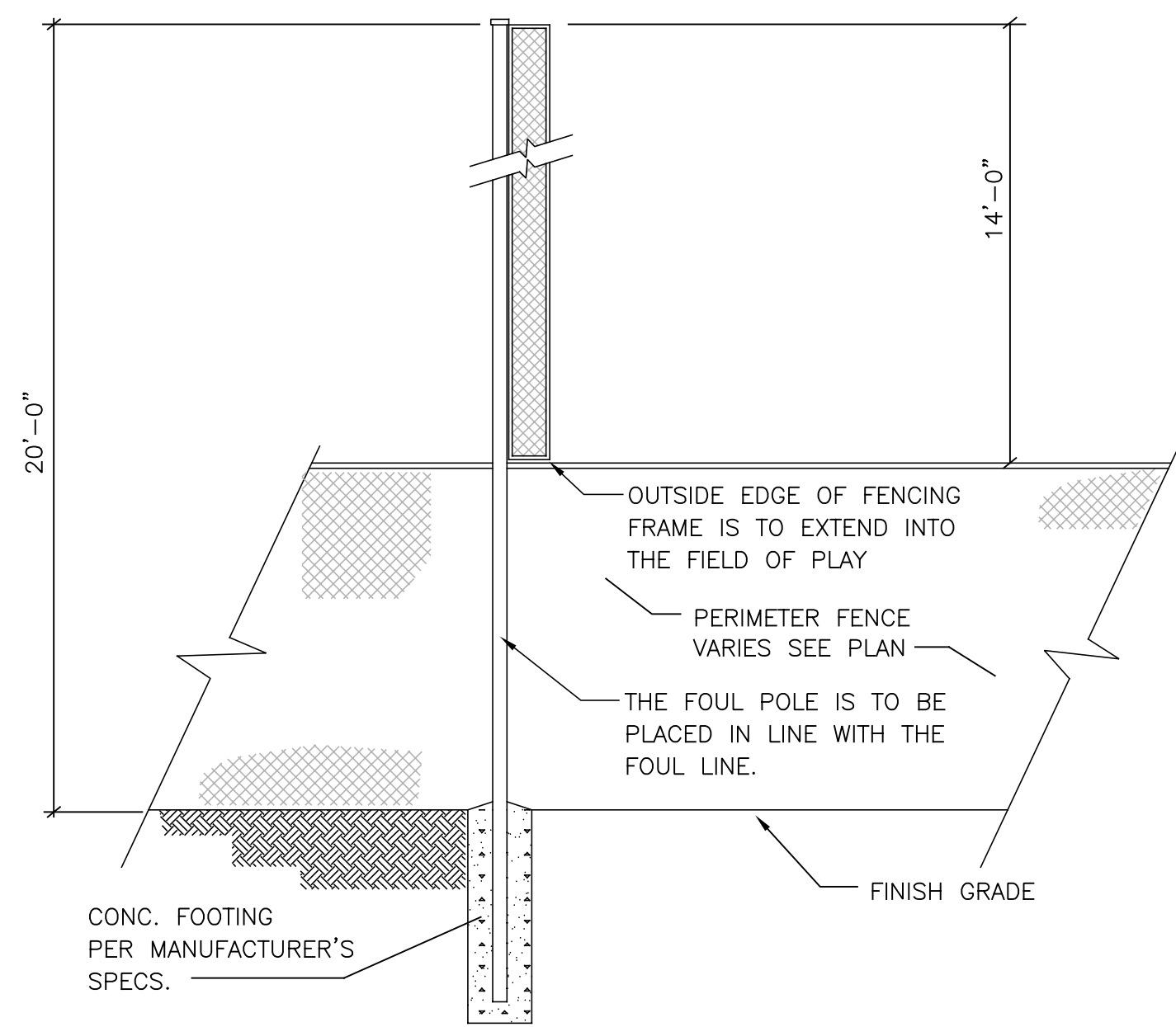
SECTION A

FOOTING DETAIL 1
C1.2



DRAWINGS SCHEDULE

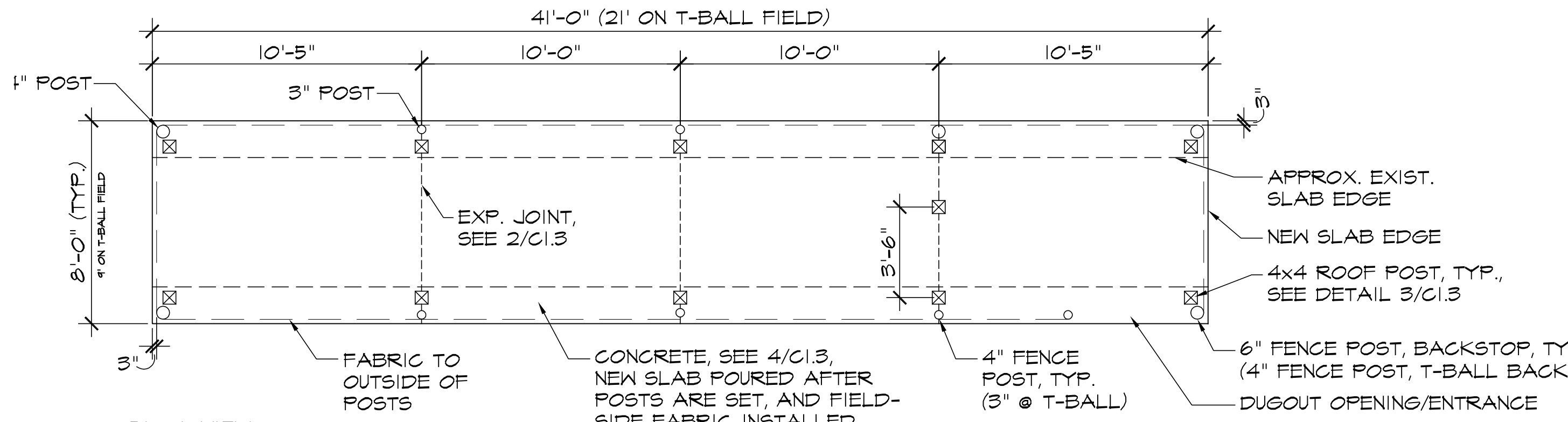
No.	Date	Description
1	05/04/16	REVISION 1
2	05/11/16	POST DIAMETERS



1 SECTION ELEVATION
TYPICAL FOUL POLE
NOT TO SCALE

2 SECTION
CONCRETE PAD
NOT TO SCALE

3 SECTION/ELEVATION
CONCRETE PAD W/NEW POSTS
SCALE: 1"=1'-0"

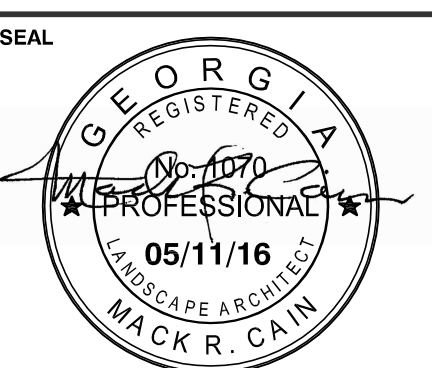


4 PLAN VIEW
DUGOUT SLAB
SCALE: 1/4"=1'-0"

5 ROW, 70 SEAT, 21' BLEACHER BY
BASEBALLTIPS.COM, 800-487-7432,
POWDERCOATED COLOR TO BE
SELECTED BY OWNER.

5 BLEACHER DETAIL
NOT TO SCALE

PROJECT
NORTH MACON PARK
815 NORTH MACON PARK DRIVE
MACON, GA 31210

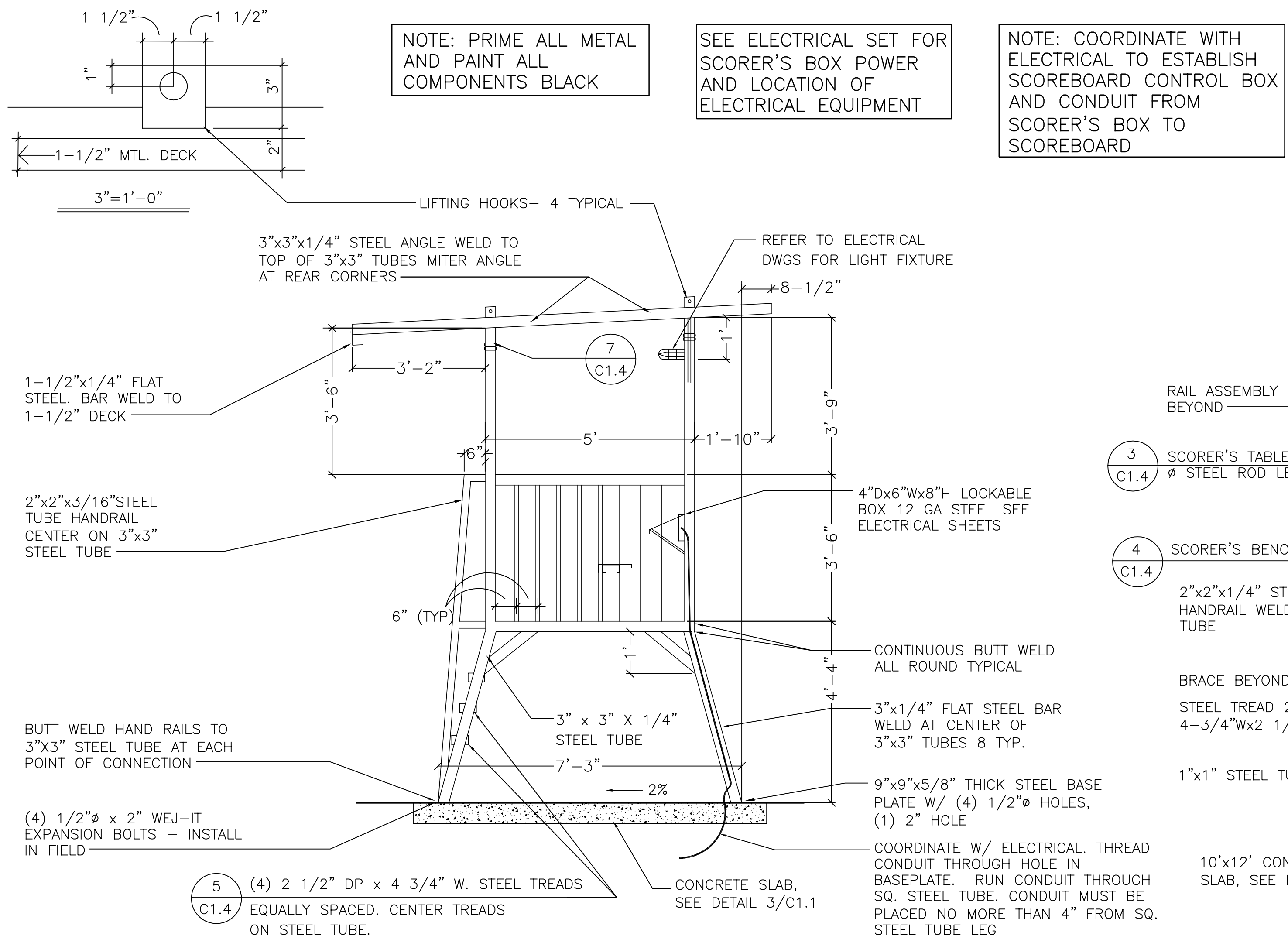


This drawing is the property of Mack Cain Design Studio and Travis Pruitt & Associates, Inc. It is only to be used for the project and location identified herein. No part of this drawing may be reproduced, stored, or transmitted in any form by means electronic, mechanical photocopying, or otherwise without prior written consent.

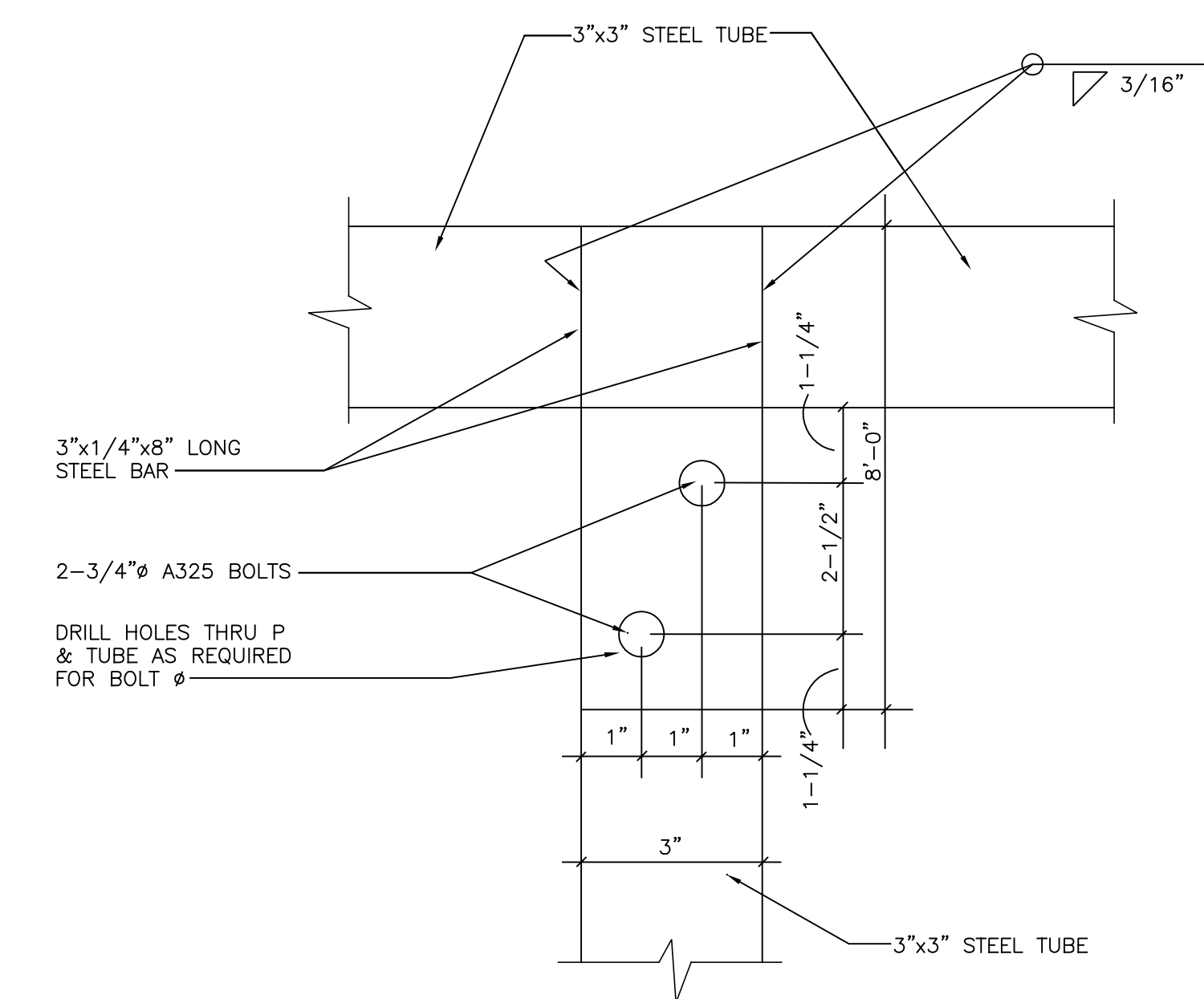
SHEET TITLE
SITE DETAILS

DESIGNED BY: MC
DRAWN BY: BGM
CHECKED BY: MC
APPROVED BY: MC

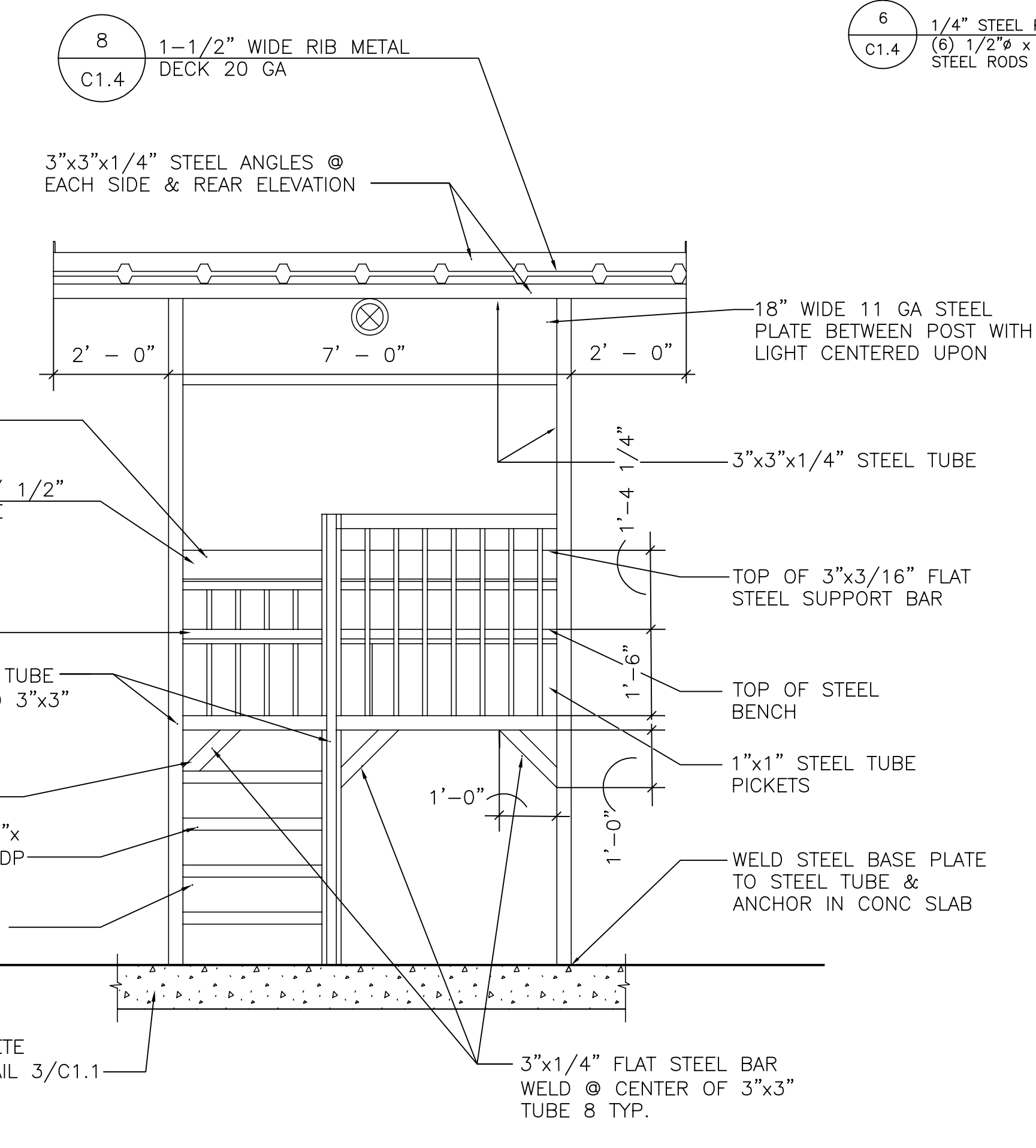
PROJECT NO. 15-0535
SCALE: VARIES
DATE: 07/31/15
SHEET C1.3
10



1 SIDE ELEVATION SCORER'S TOWER
1/2"=1'-0"

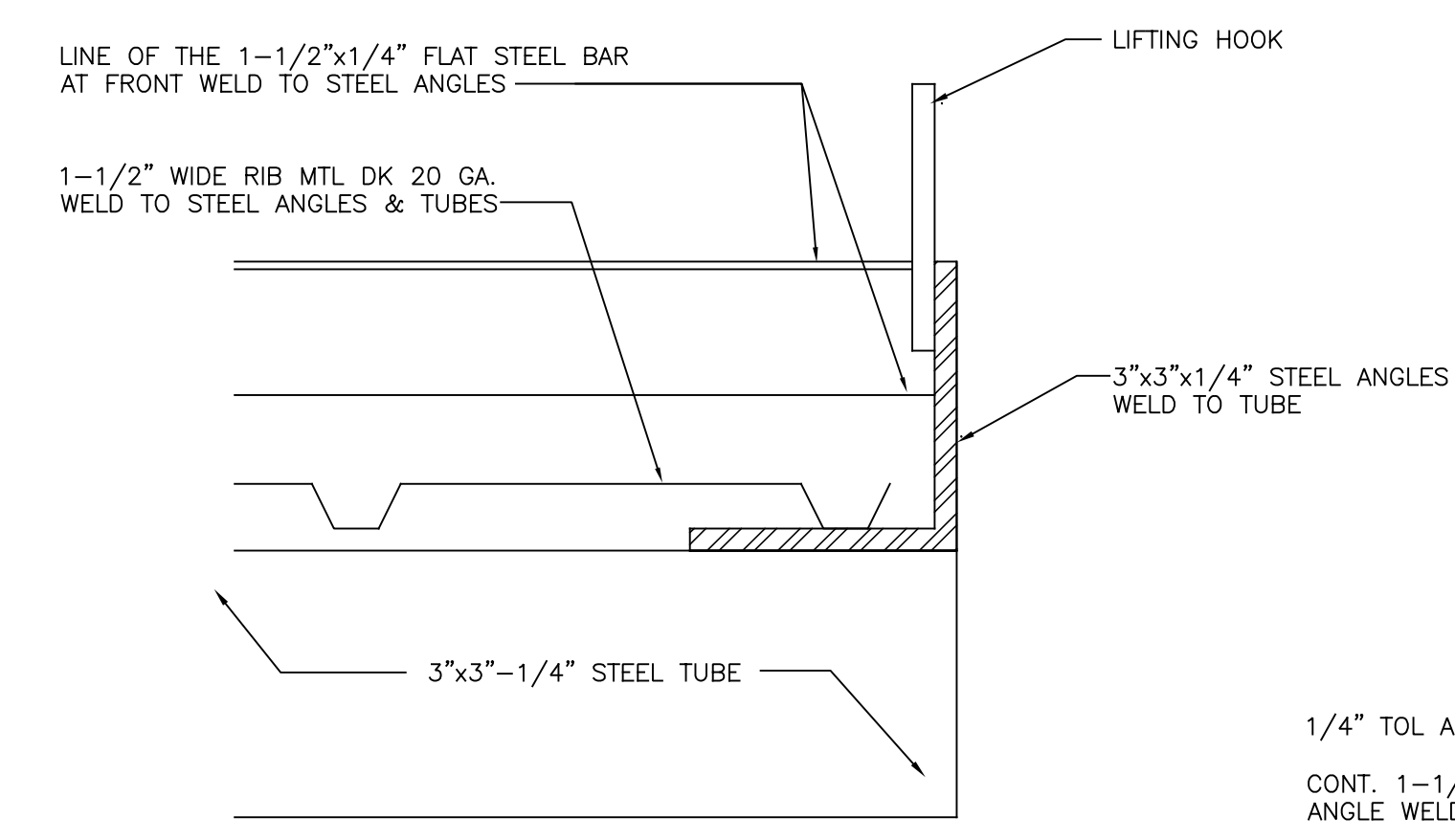


7 ROOF CONNECTION
NOT TO SCALE

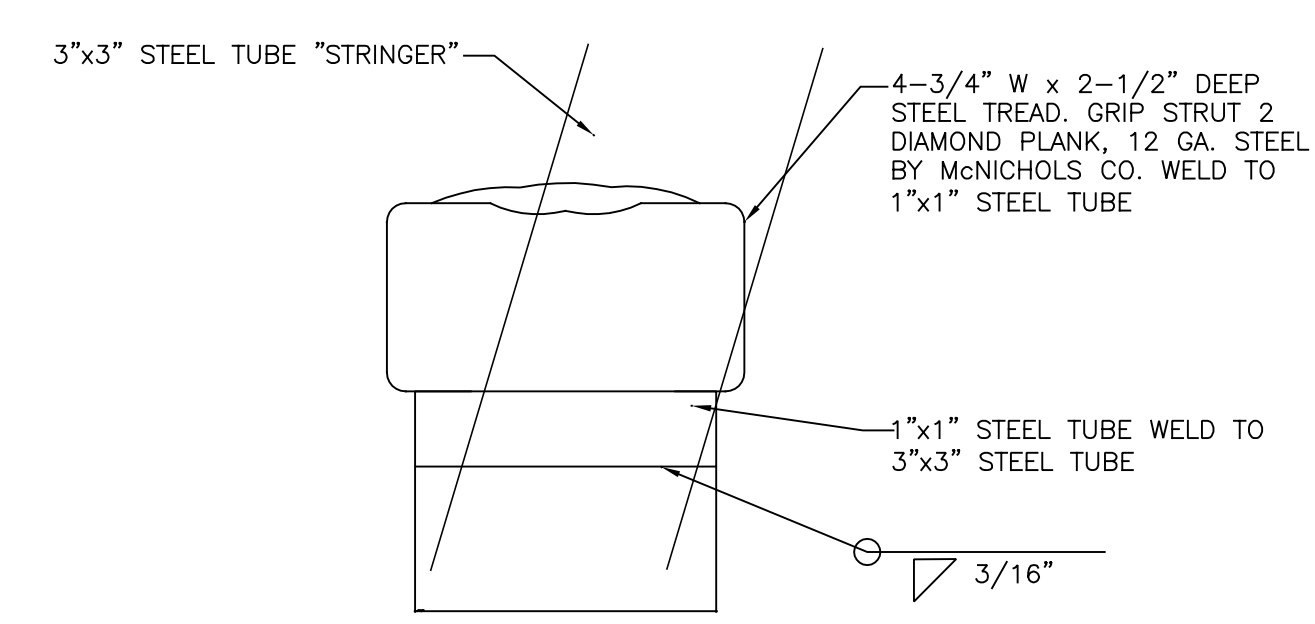


2 REAR ELEVATION SCORER'S TOWER
1/2"=1'-0"

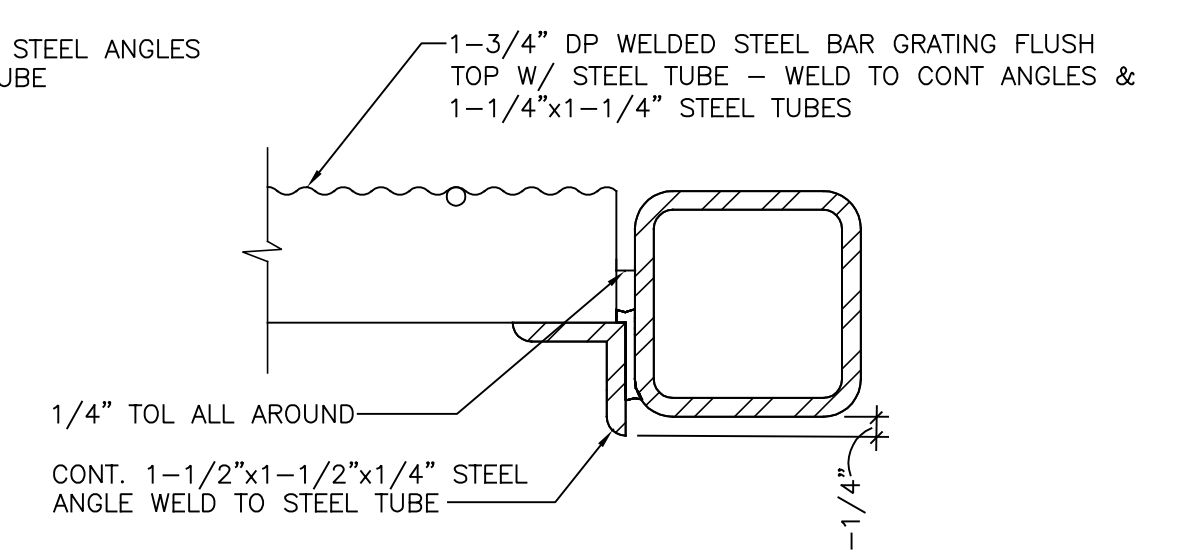
NOTE: FOR EACH SCORE STAND, PROVIDE MIN. 30"x18"x18" STEEL WEATHERPROOF ENCLOSURE. COLOR TO MATCH SCORER'S BOX. BOX IS TO BE WELD MOUNTED UNDER BOTTOM OF STAND DECK, BEHIND STAIR (EXACT LOCATION TO BE DETERMINED DURING SHOP DRAWING REVIEW). DOOR IS TO BE HINGED TO OPEN FROM THE SIDE. PROVIDE HASP MECHANISM TO RECEIVE PADLOCK. SUBMIT CUTSHEETS, SHOP DRAWINGS, ETC. ALONG WITH SCORE STAND SUBMITTALS FOR OWNER REVIEW. SCORER'S STAND MAY BE FABRICATED OFF SITE AND DELIVERED TO PROJECT SITE.



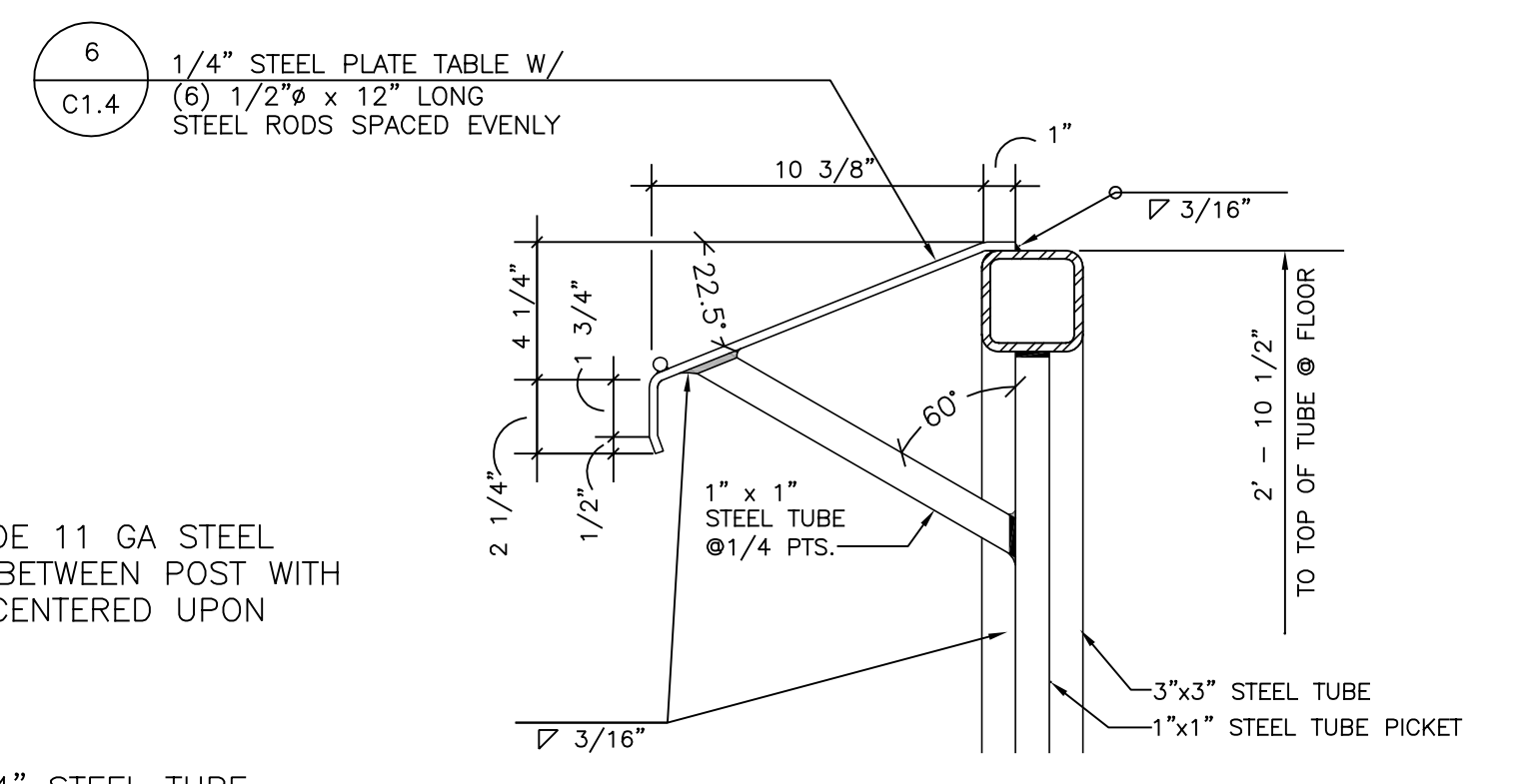
8 ROOF HOOK
NOT TO SCALE



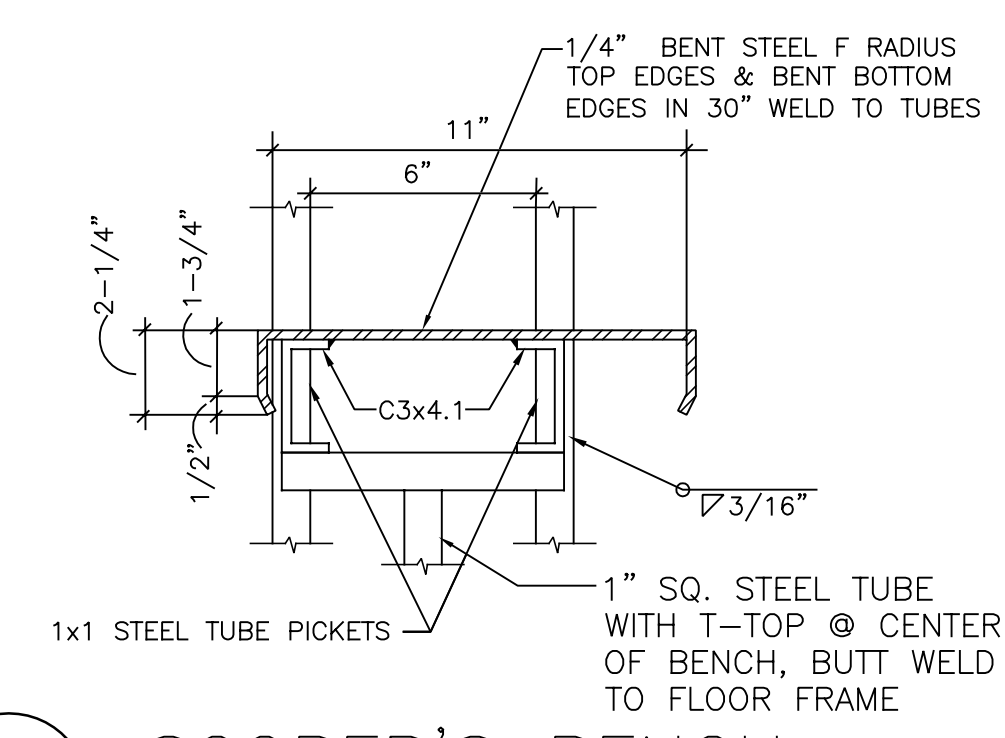
5 TREAD
NOT TO SCALE



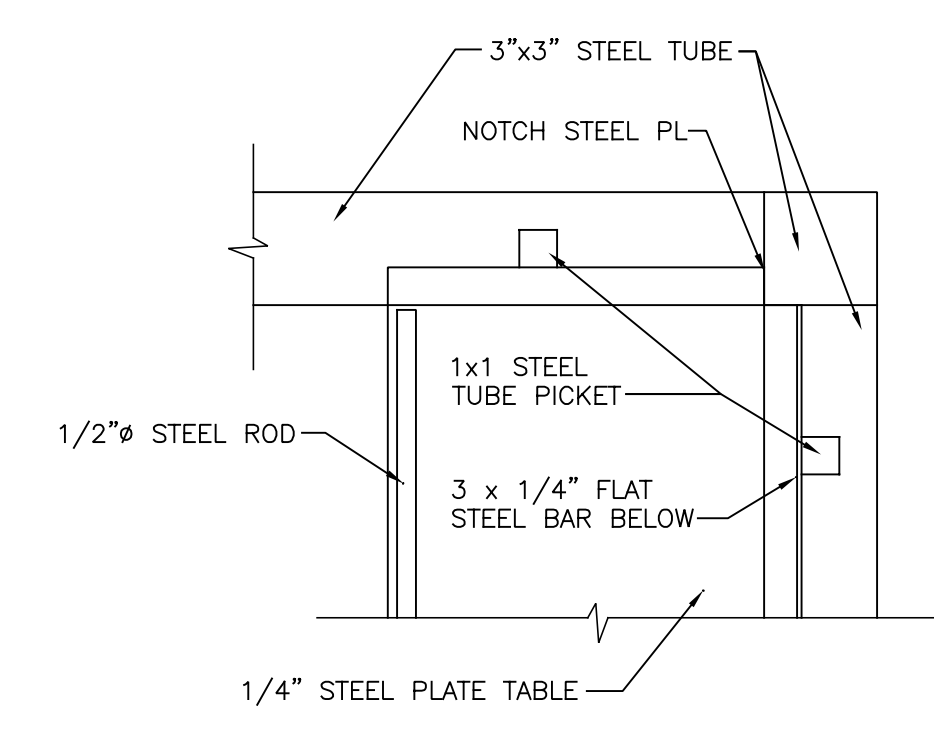
9 BAR GRATING
NOT TO SCALE



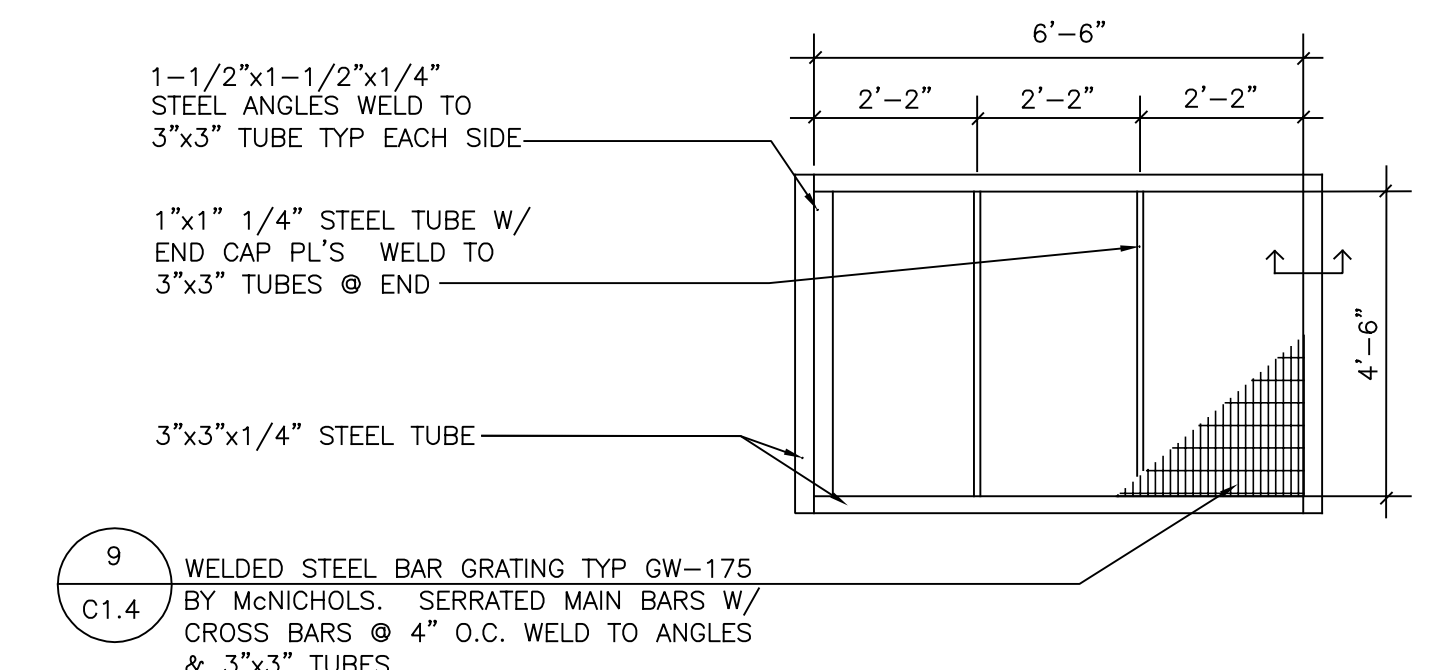
3 SCORER'S TABLE
NOT TO SCALE



4 SCORER'S BENCH
NOT TO SCALE



6 PLAN VIEW SCORER'S TABLE CORNER
NOT TO SCALE




10 SCORER'S TOWER FLOOR
NOT TO SCALE

DRAWINGS SCHEDULE		
No.	Date	Description
1	05/04/16	REVISION 1
2	05/11/16	POST DIMETERS

PROJECT

NORTH MACON PARK
815 NORTH MACON PARK DRIVE
MACON, GA 31210



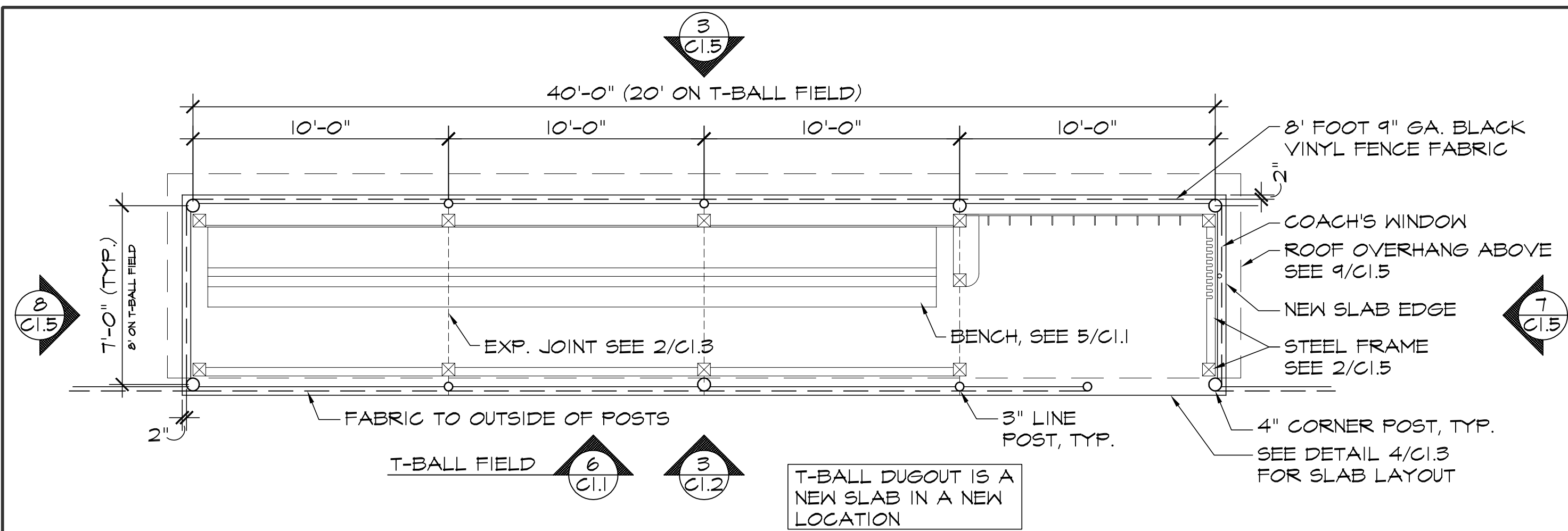
This drawing is the property of Mack Cain Design Studio and Travis Pruitt & Associates, Inc. It is only to be used for the project and location identified herein. No part of this drawing may be reproduced, stored, or transmitted in any form by means electronic, mechanical photocopying, or otherwise without prior written consent.

SHEET TITLE

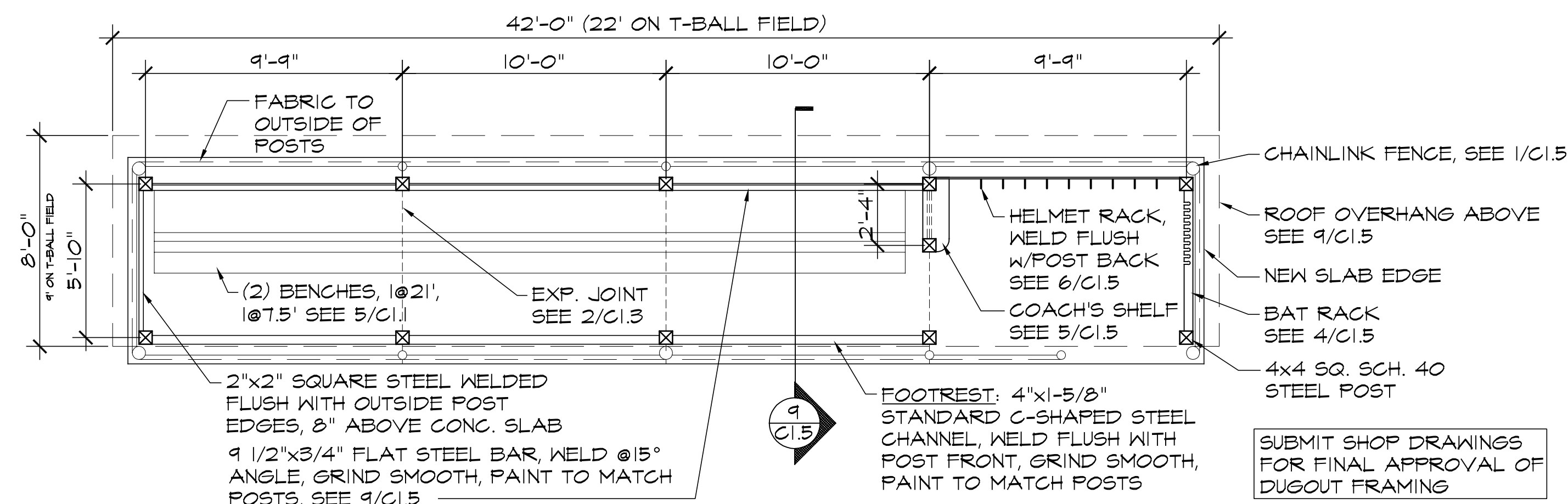
SITE DETAILS
SCORER'S TOWER

DESIGNED BY: MC
DRAWN BY: BGM
CHECKED BY: MC
APPROVED BY: MC

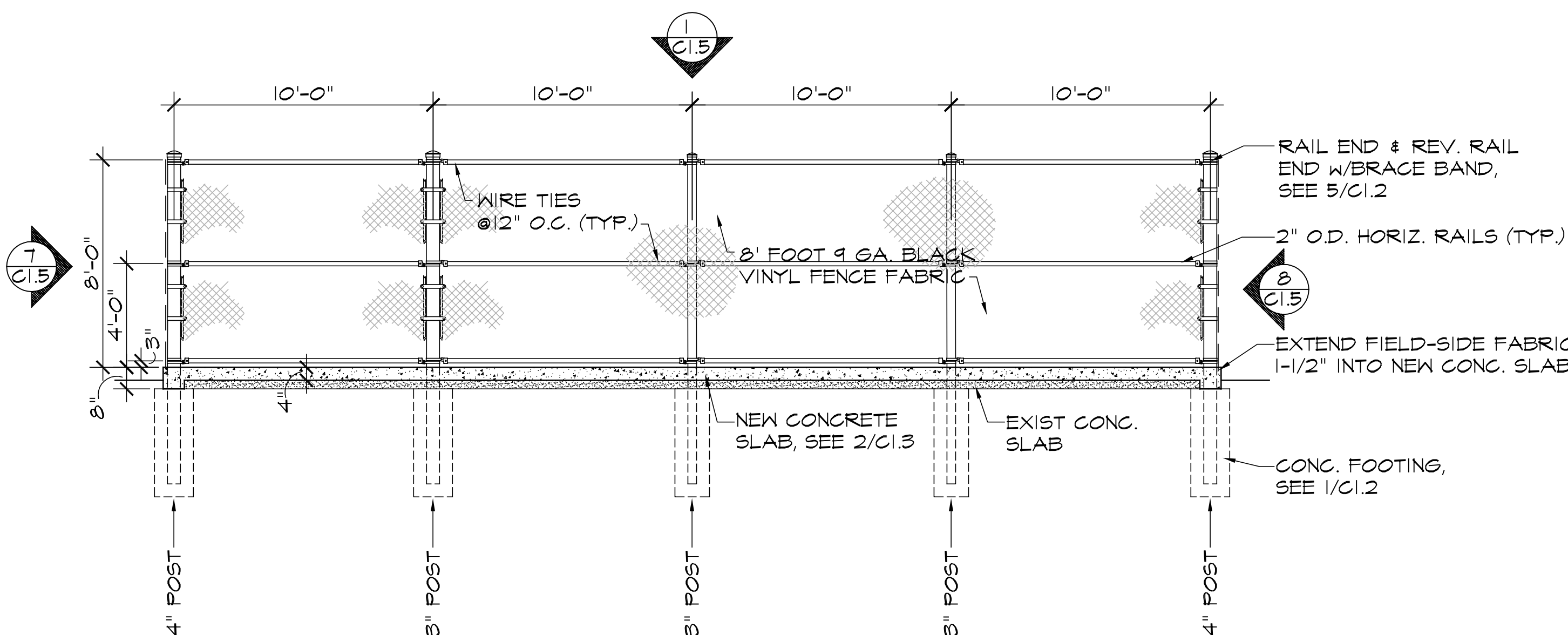
PROJECT NO. 15-0535	SHEET
SCALE: VARIES	C1.4
DATE: 07/31/15	11



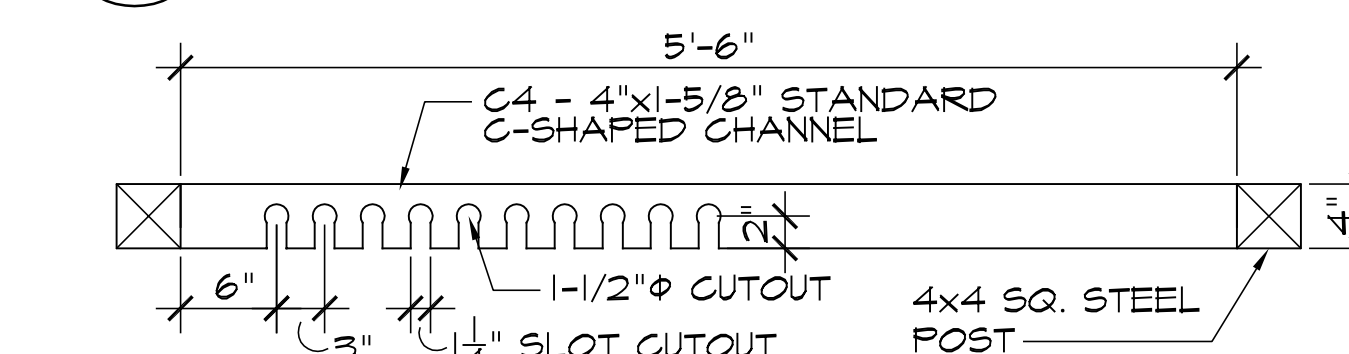
1 PLAN VIEW
DUGOUT FENCE LAYOUT
SCALE: 1/4" = 1'-0"



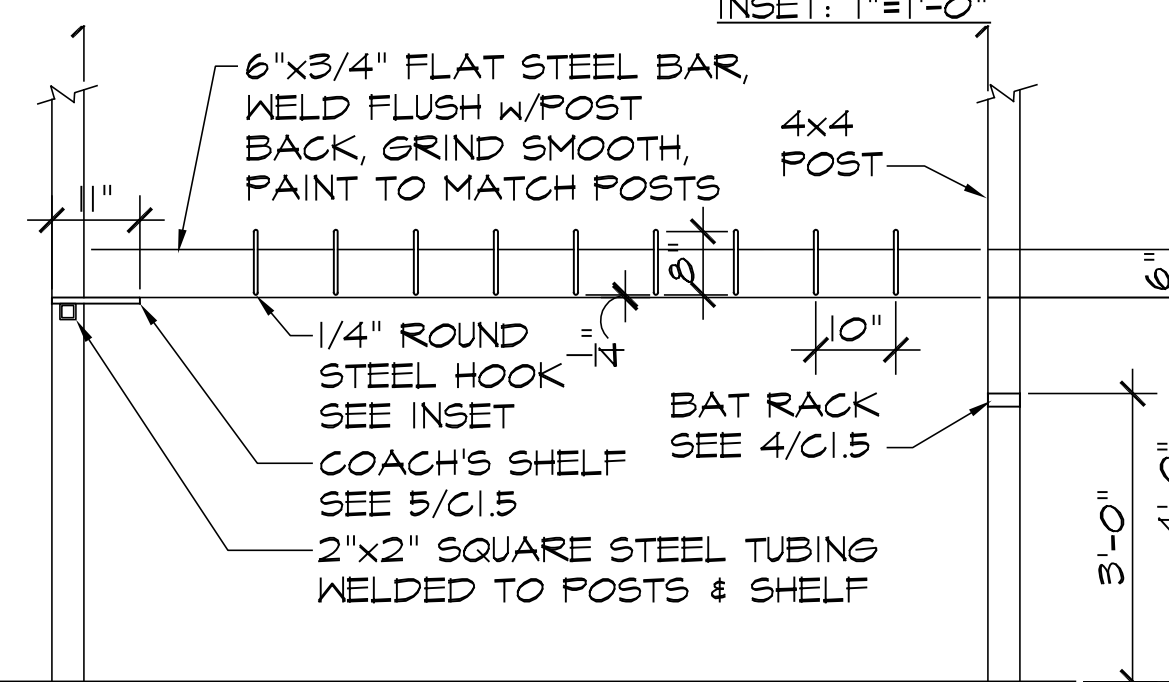
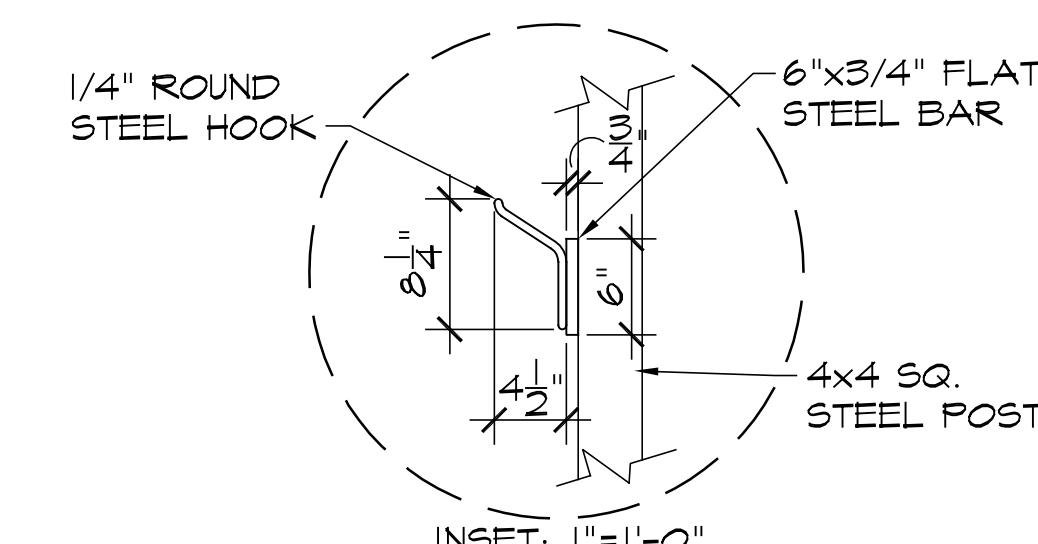
2 PLAN VIEW
DUGOUT ROOF FRAME LAYOUT
SCALE: 1/4" = 1'-0"



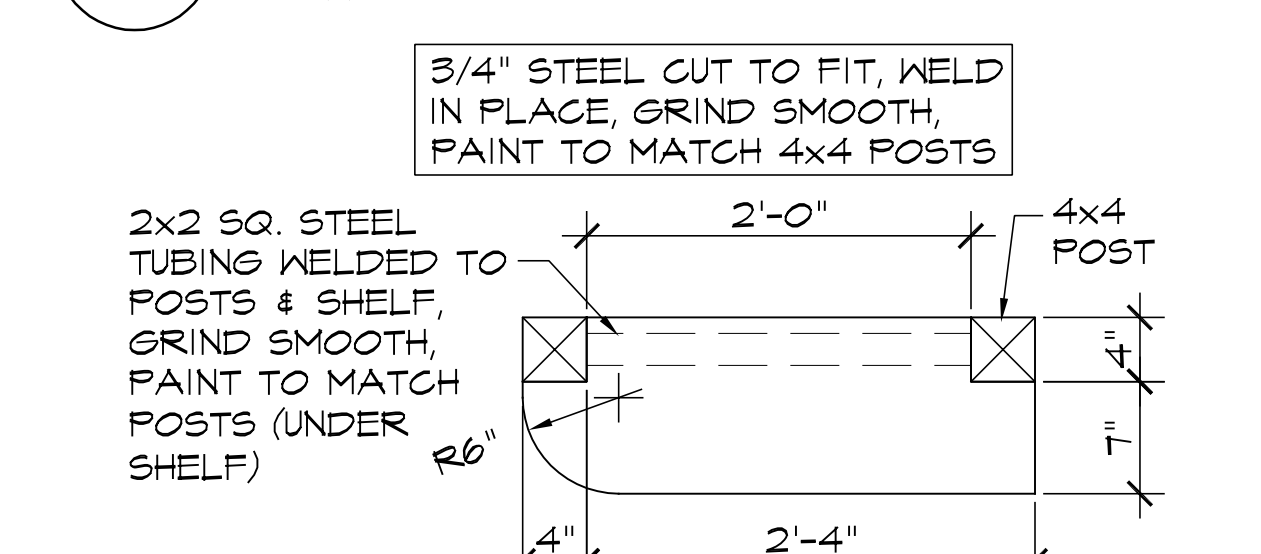
3 SECTION/ELEVATION
DUGOUT FENCE REAR ELEVATION
SCALE: 1/4" = 1'-0"



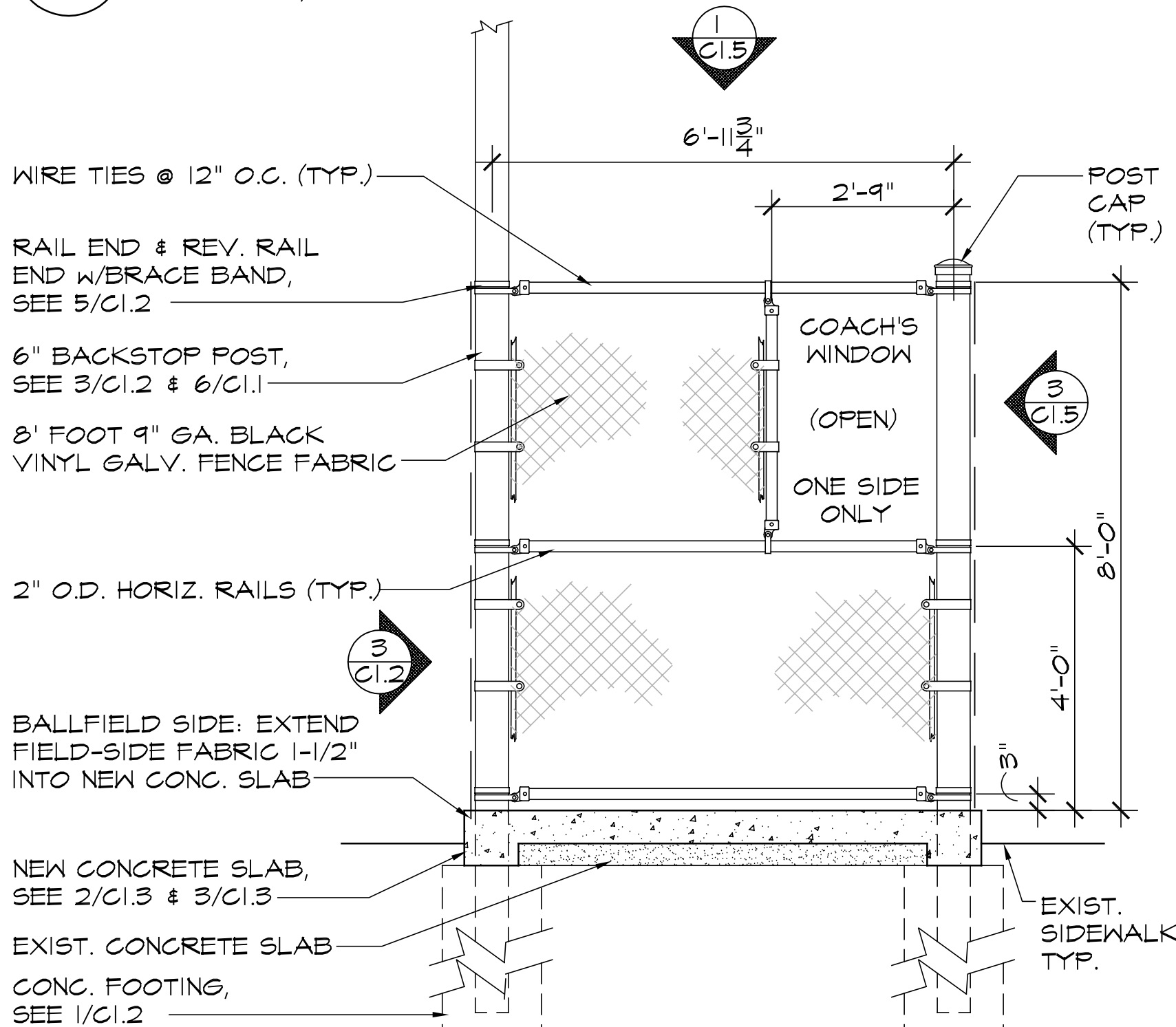
4 BAT RACK (PLAN)
SCALE: 1" = 1'-0"



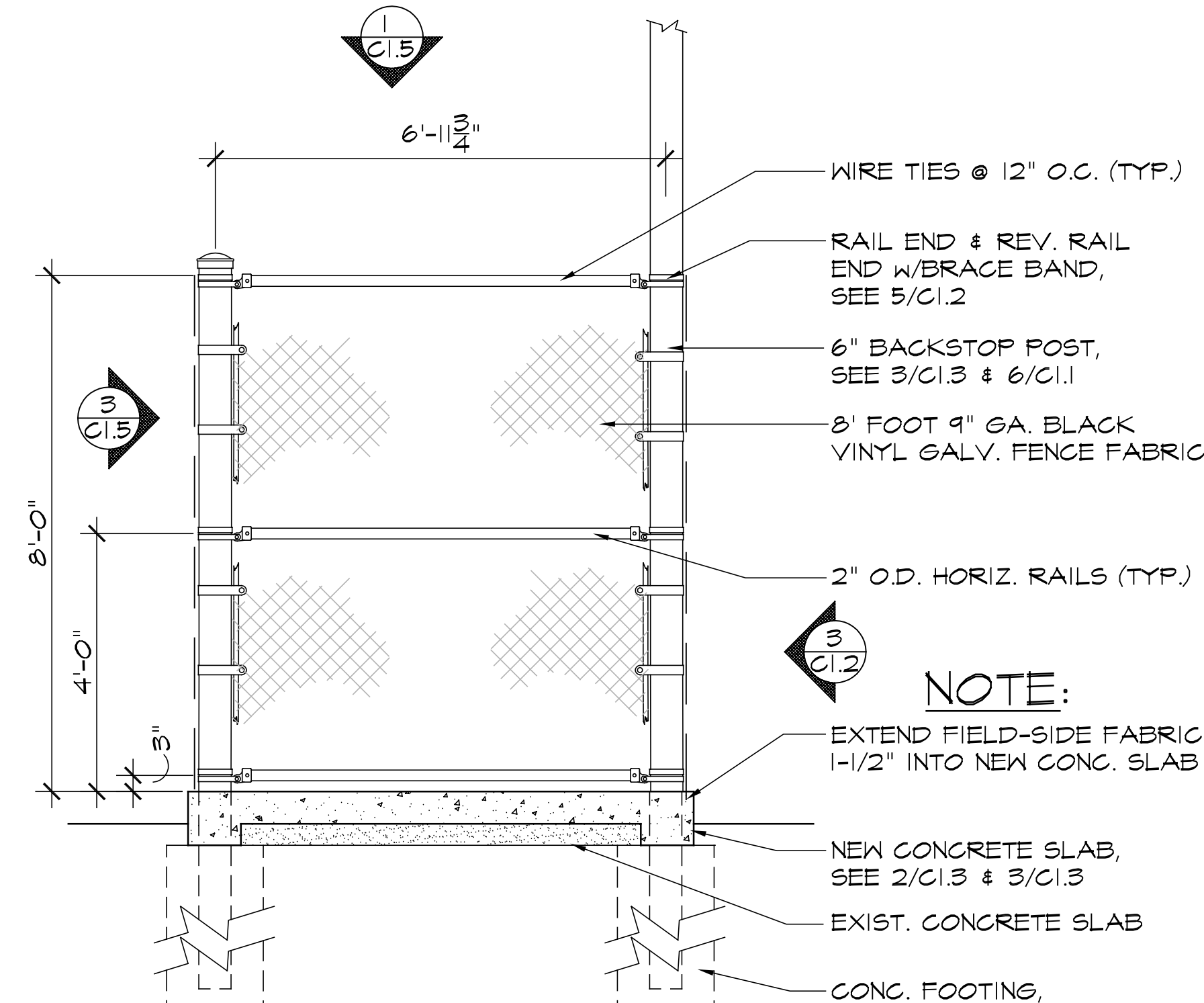
6 ELEVATION
HELMET RACK
SCALE: 1/2" = 1'-0"



5 COACH'S SHELF (PLAN)
SCALE: 1" = 1'-0"

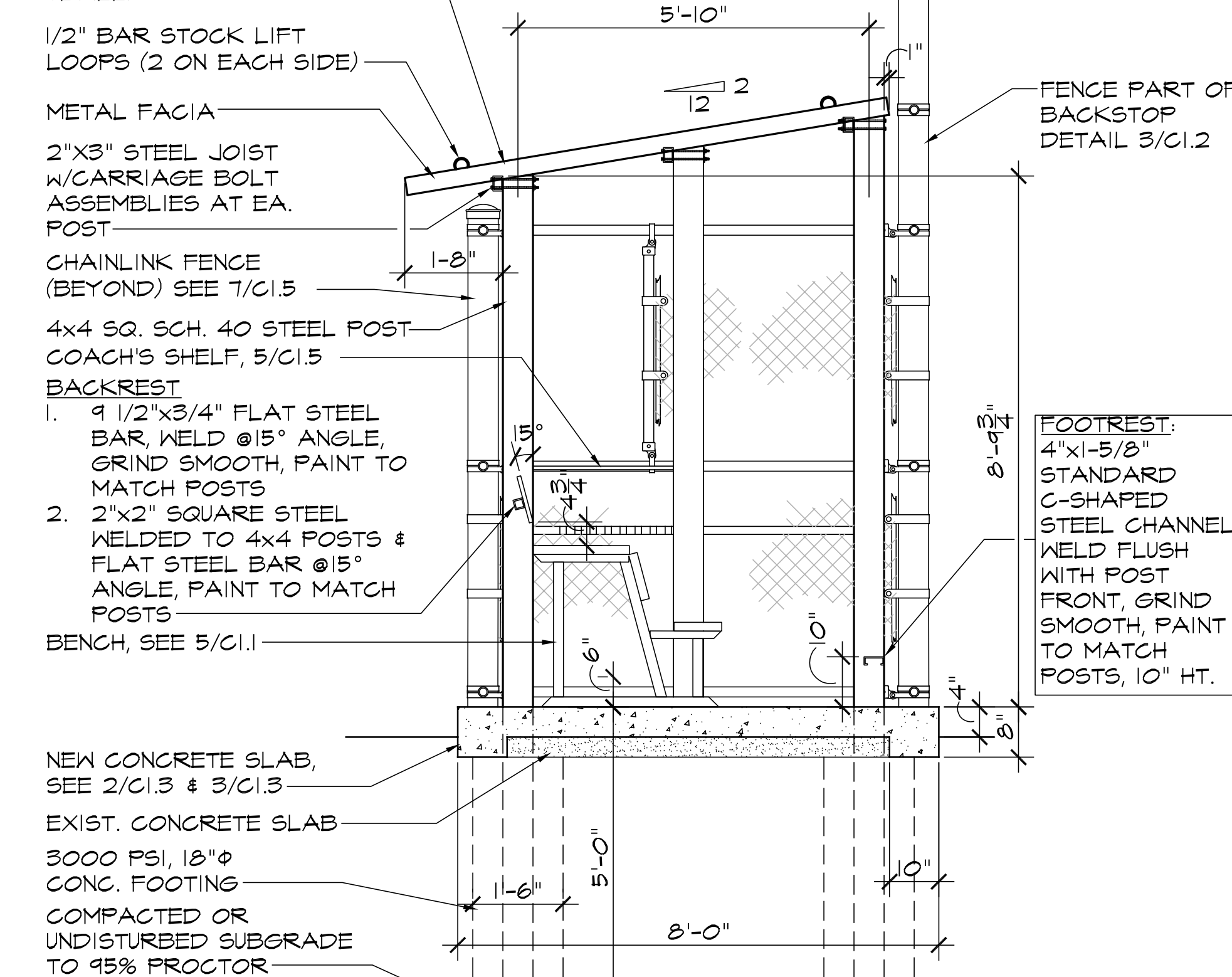


7 SECTION/ELEVATION
DUGOUT FENCE SIDE ELEVATION
SCALE: 1/2" = 1'-0"



8 SECTION/ELEVATION
DUGOUT FENCE SIDE ELEVATION
SCALE: 1/2" = 1'-0"

20 GAUGE 3"x8" CORRUGATED STEEL ROOF (8'x41', EXCEPT T-BALL)




9 SECTION/ELEVATION
DUGOUT ROOF FRAME
SCALE: 1/2" = 1'-0"

DRAWINGS SCHEDULE

No.	Date	Description
1	05/04/16	REVISION 1
2	05/11/16	POST DIAMETERS

PROJECT
NORTH MACON PARK
815 NORTH MACON PARK DRIVE
MACON, GA 31210



This drawing is the property of Mack Cain Design Studio and Travis Pruitt & Associates, Inc. It is only to be used for the project and location identified herein. No part of this drawing may be reproduced, stored, or transmitted in any form by means electronic, mechanical, photocopying, or otherwise without prior written consent.

SHEET TITLE
**SITE
DUGOUTS
DETAILS**

DESIGNED BY: MC
DRAWN BY: BGM
CHECKED BY: MC
APPROVED BY: MC

PROJECT NO.
15-0535
SCALE:
VARIES
DATE:
07/31/15
SHEET
C1.5
12